

INTERSCHOLASTIC ATHLETIC OPPORTUNITIES DISCLOSURE FORM 20.1

2019 - 2020 School Year

Page 1 - Section 1: General Information

Ver 20.1

LEA & School Information

LEA Name:	Bethlehem Area SD
LEA AUN:	120481002
School Name:	Broughal MS
School Number:	3464

School Enrollment Data

		Grade	Boys	Girls	Total
		7th	93	88	181
		8th	81	74	155
		9th	0	0	0
		10th	0	0	0
		11th	0	0	0
		12th	0	0	0
		Total	174	162	336

Contact Information

Name of LEAs Title IX Compliance Officer:	Russell Giordano, Chief Human Resources Officer		
Telephone Number:	610-861-0500	Extension:	60226
Email Address:	rgiordano@basdschools.org		
Name of Individual Completing This Form:	Nathan Stannard, Administrative Athletic Director and Frank Pearn, Business Manager		
Telephone Number:	610-861-0500 ext. 53950 or 60216	Extension:	53950
Email Address:	nstannard@basdschools.org or fpearn@basdschools.org		

Interscholastic Team Sponsorship

Does This School Sponsor Any Interscholastic Athletic Teams? (Yes or No)	Yes
---	-----



If Your Answer To The Above Question Is No, **Stop!**
 If You Have Athletes Playing For Another School, Please Explain On Page 4.
 Otherwise, You Do Not Need To Complete The Remainder Of The Survey For This School.
 Please Submit Per The Instructions Provided.

INTERSCHOLASTIC ATHLETIC OPPORTUNITIES DISCLOSURE FORM 20.1

2019 - 2020 School Year

School: Broughal MS - 3464

Page 2 - Section 1: Team Information

LEA: Bethlehem Area SD - 120481002

TEAM MEMBERSHIP

COACHES & TRAINERS

Sport	Boys/Girls	Level	Total Number of Participants (As Of The Day Of The First Scheduled Team Competition)			Season(s) Team Competes			Team History (Format =YYYY, e.g. 1955)				Total Number of Competitions Scheduled Per Season				Total Number of Competitions Played Per Season				NUMBER OF COACHES PER TEAM				PERCENTAGE OF TIME SPENT BY EACH ATHLETIC TRAINER WITH EACH TEAM					
			Boys	Girls	TOTAL	F	W	S	Year Established ¹	Year of Demotion	Year of Elimination	Year of Reinstatement	F	W	S	Total	F	W	S	Total	Head		Assistant		Trainer 1	Trainer 2	Trainer 3	Trainer 4		
																					Full Time	Part Time	Full Time	Part Time						
Baseball	Boys	Varsity			0									0					0								0.00%	0.00%	0.00%	0.00%
Basketball	Boys	Varsity			0									0					0								0.00%	0.00%	0.00%	0.00%
Bowling	Boys	Varsity			0									0					0								0.00%	0.00%	0.00%	0.00%
Cross Country	Boys	Varsity			0									0					0								0.00%	0.00%	0.00%	0.00%
Football	Boys	Varsity			0									0					0								0.00%	0.00%	0.00%	0.00%
Golf	Boys	Varsity			0									0					0								0.00%	0.00%	0.00%	0.00%
Lacrosse	Boys	Varsity			0									0					0								0.00%	0.00%	0.00%	0.00%
Rifle	Boys	Varsity			0									0					0								0.00%	0.00%	0.00%	0.00%
Soccer	Boys	Varsity			0									0					0								0.00%	0.00%	0.00%	0.00%
Swimming and Diving	Boys	Varsity			0									0					0								0.00%	0.00%	0.00%	0.00%
Tennis	Boys	Varsity			0									0					0								0.00%	0.00%	0.00%	0.00%
Track & Field (Indoor)	Boys	Varsity			0									0					0								0.00%	0.00%	0.00%	0.00%
Track & Field (Outdoor)	Boys	Varsity			0									0					0								0.00%	0.00%	0.00%	0.00%
Volleyball	Boys	Varsity			0									0					0								0.00%	0.00%	0.00%	0.00%
Water Polo	Boys	Varsity			0									0					0								0.00%	0.00%	0.00%	0.00%
Wrestling	Boys	Varsity			0									0					0								0.00%	0.00%	0.00%	0.00%
Baseball	Boys	Jr Varsity			0									0					0								0.00%	0.00%	0.00%	0.00%
Basketball	Boys	Jr Varsity			0									0					0								0.00%	0.00%	0.00%	0.00%
Bowling	Boys	Jr Varsity			0									0					0								0.00%	0.00%	0.00%	0.00%
Cross Country	Boys	Jr Varsity			0									0					0								0.00%	0.00%	0.00%	0.00%
Football	Boys	Jr Varsity			0									0					0								0.00%	0.00%	0.00%	0.00%
Golf	Boys	Jr Varsity			0									0					0								0.00%	0.00%	0.00%	0.00%
Lacrosse	Boys	Jr Varsity			0									0					0								0.00%	0.00%	0.00%	0.00%
Rifle	Boys	Jr Varsity			0									0					0								0.00%	0.00%	0.00%	0.00%
Soccer	Boys	Jr Varsity			0									0					0								0.00%	0.00%	0.00%	0.00%
Swimming and Diving	Boys	Jr Varsity			0									0					0								0.00%	0.00%	0.00%	0.00%
Tennis	Boys	Jr Varsity			0									0					0								0.00%	0.00%	0.00%	0.00%
Track & Field (Indoor)	Boys	Jr Varsity			0									0					0								0.00%	0.00%	0.00%	0.00%
Track & Field (Outdoor)	Boys	Jr Varsity			0									0					0								0.00%	0.00%	0.00%	0.00%
Volleyball	Boys	Jr Varsity			0									0					0								0.00%	0.00%	0.00%	0.00%
Water Polo	Boys	Jr Varsity			0									0					0								0.00%	0.00%	0.00%	0.00%
Wrestling	Boys	Jr Varsity			0									0					0								0.00%	0.00%	0.00%	0.00%
Baseball	Boys	Freshman			0									0					0								0.00%	0.00%	0.00%	0.00%
Basketball	Boys	Freshman			0									0					0								0.00%	0.00%	0.00%	0.00%
Bowling	Boys	Freshman			0									0					0								0.00%	0.00%	0.00%	0.00%
Cross Country	Boys	Freshman			0									0					0								0.00%	0.00%	0.00%	0.00%
Football	Boys	Freshman			0									0					0								0.00%	0.00%	0.00%	0.00%
Golf	Boys	Freshman			0									0					0								0.00%	0.00%	0.00%	0.00%
Lacrosse	Boys	Freshman			0									0					0								0.00%	0.00%	0.00%	0.00%
Rifle	Boys	Freshman			0									0					0								0.00%	0.00%	0.00%	0.00%

Soccer	Boys	Freshman		0																0.00%	0.00%	0.00%	0.00%	
Swimming and Diving	Boys	Freshman		0																	0.00%	0.00%	0.00%	0.00%
Tennis	Boys	Freshman		0																	0.00%	0.00%	0.00%	0.00%
Track & Field (Indoor)	Boys	Freshman		0																	0.00%	0.00%	0.00%	0.00%
Track & Field (Outdoor)	Boys	Freshman		0																	0.00%	0.00%	0.00%	0.00%
Volleyball	Boys	Freshman		0																	0.00%	0.00%	0.00%	0.00%
Water Polo	Boys	Freshman		0																	0.00%	0.00%	0.00%	0.00%
Wrestling	Boys	Freshman		0																	0.00%	0.00%	0.00%	0.00%
Baseball	Boys	8th Grade		0																	0.00%	0.00%	0.00%	0.00%
Basketball	Boys	8th Grade	11	11		Yes		1983				16	16		16	16			1	1	0.00%	0.00%	0.00%	0.00%
Bowling	Boys	8th Grade		0																	0.00%	0.00%	0.00%	0.00%
Cross Country	Boys	8th Grade	6	6		Yes		1983				8	8		8	8			1	1	0.00%	0.00%	0.00%	0.00%
Football	Boys	8th Grade	18	18		Yes		1983				8	8		8	8			1	1	0.00%	0.00%	0.00%	0.00%
Golf	Boys	8th Grade		0																	0.00%	0.00%	0.00%	0.00%
Lacrosse	Boys	8th Grade		0																	0.00%	0.00%	0.00%	0.00%
Rifle	Boys	8th Grade		0																	0.00%	0.00%	0.00%	0.00%
Soccer	Boys	8th Grade	14	14		Yes		1983				16	16		16	16			1	1	0.00%	0.00%	0.00%	0.00%
Swimming and Diving	Boys	8th Grade		0																	0.00%	0.00%	0.00%	0.00%
Tennis	Boys	8th Grade		0																	0.00%	0.00%	0.00%	0.00%
Track & Field (Indoor)	Boys	8th Grade		0																	0.00%	0.00%	0.00%	0.00%
Track & Field (Outdoor)	Boys	8th Grade		0																	0.00%	0.00%	0.00%	0.00%
Volleyball	Boys	8th Grade		0																	0.00%	0.00%	0.00%	0.00%
Water Polo	Boys	8th Grade		0																	0.00%	0.00%	0.00%	0.00%
Wrestling	Boys	8th Grade		0																	0.00%	0.00%	0.00%	0.00%
Baseball	Boys	7th Grade		0																	0.00%	0.00%	0.00%	0.00%
Basketball	Boys	7th Grade	12	12		Yes		1983				16	16		16	16			1	1	0.00%	0.00%	0.00%	0.00%
Bowling	Boys	7th Grade		0																	0.00%	0.00%	0.00%	0.00%
Cross Country	Boys	7th Grade	9	9		Yes		1983				8	8		8	8			1	1	0.00%	0.00%	0.00%	0.00%
Football	Boys	7th Grade	16	16		Yes		1983				8	8		8	8			1	1	0.00%	0.00%	0.00%	0.00%
Golf	Boys	7th Grade		0																	0.00%	0.00%	0.00%	0.00%
Lacrosse	Boys	7th Grade		0																	0.00%	0.00%	0.00%	0.00%
Rifle	Boys	7th Grade		0																	0.00%	0.00%	0.00%	0.00%
Soccer	Boys	7th Grade	9	9		Yes		1983				16	16		16	16			1	1	0.00%	0.00%	0.00%	0.00%
Swimming and Diving	Boys	7th Grade		0																	0.00%	0.00%	0.00%	0.00%
Tennis	Boys	7th Grade		0																	0.00%	0.00%	0.00%	0.00%
Track & Field (Indoor)	Boys	7th Grade		0																	0.00%	0.00%	0.00%	0.00%
Track & Field (Outdoor)	Boys	7th Grade		0																	0.00%	0.00%	0.00%	0.00%
Volleyball	Boys	7th Grade		0																	0.00%	0.00%	0.00%	0.00%
Water Polo	Boys	7th Grade		0																	0.00%	0.00%	0.00%	0.00%
Wrestling	Boys	7th Grade		0																	0.00%	0.00%	0.00%	0.00%
Basketball	Girls	Varsity		0																	0.00%	0.00%	0.00%	0.00%
Bowling	Girls	Varsity		0																	0.00%	0.00%	0.00%	0.00%
Competitive Spirit	Girls	Varsity		0																	0.00%	0.00%	0.00%	0.00%
Cross Country	Girls	Varsity		0																	0.00%	0.00%	0.00%	0.00%
Field Hockey	Girls	Varsity		0																	0.00%	0.00%	0.00%	0.00%
Golf	Girls	Varsity		0																	0.00%	0.00%	0.00%	0.00%
Gymnastics	Girls	Varsity		0																	0.00%	0.00%	0.00%	0.00%
Lacrosse	Girls	Varsity		0																	0.00%	0.00%	0.00%	0.00%
Rifle	Girls	Varsity		0																	0.00%	0.00%	0.00%	0.00%
Soccer	Girls	Varsity		0																	0.00%	0.00%	0.00%	0.00%
Softball, Fast Pitch	Girls	Varsity		0																	0.00%	0.00%	0.00%	0.00%
Swimming and Diving	Girls	Varsity		0																	0.00%	0.00%	0.00%	0.00%

Tennis	Girls	Varsity		0							0			0						0.00%	0.00%	0.00%	0.00%
Track & Field (Indoor)	Girls	Varsity		0							0			0						0.00%	0.00%	0.00%	0.00%
Track & Field (Outdoor)	Girls	Varsity		0							0			0						0.00%	0.00%	0.00%	0.00%
Volleyball	Girls	Varsity		0							0			0						0.00%	0.00%	0.00%	0.00%
Water Polo	Girls	Varsity		0							0			0						0.00%	0.00%	0.00%	0.00%
Basketball	Girls	Jr Varsity		0							0			0						0.00%	0.00%	0.00%	0.00%
Bowling	Girls	Jr Varsity		0							0			0						0.00%	0.00%	0.00%	0.00%
Competitive Spirit	Girls	Jr Varsity		0							0			0						0.00%	0.00%	0.00%	0.00%
Cross Country	Girls	Jr Varsity		0							0			0						0.00%	0.00%	0.00%	0.00%
Field Hockey	Girls	Jr Varsity		0							0			0						0.00%	0.00%	0.00%	0.00%
Golf	Girls	Jr Varsity		0							0			0						0.00%	0.00%	0.00%	0.00%
Gymnastics	Girls	Jr Varsity		0							0			0						0.00%	0.00%	0.00%	0.00%
Lacrosse	Girls	Jr Varsity		0							0			0						0.00%	0.00%	0.00%	0.00%
Rifle	Girls	Jr Varsity		0							0			0						0.00%	0.00%	0.00%	0.00%
Soccer	Girls	Jr Varsity		0							0			0						0.00%	0.00%	0.00%	0.00%
Softball, Fast Pitch	Girls	Jr Varsity		0							0			0						0.00%	0.00%	0.00%	0.00%
Swimming and Diving	Girls	Jr Varsity		0							0			0						0.00%	0.00%	0.00%	0.00%
Tennis	Girls	Jr Varsity		0							0			0						0.00%	0.00%	0.00%	0.00%
Track & Field (Indoor)	Girls	Jr Varsity		0							0			0						0.00%	0.00%	0.00%	0.00%
Track & Field (Outdoor)	Girls	Jr Varsity		0							0			0						0.00%	0.00%	0.00%	0.00%
Volleyball	Girls	Jr Varsity		0							0			0						0.00%	0.00%	0.00%	0.00%
Water Polo	Girls	Jr Varsity		0							0			0						0.00%	0.00%	0.00%	0.00%
Basketball	Girls	Freshman		0							0			0						0.00%	0.00%	0.00%	0.00%
Bowling	Girls	Freshman		0							0			0						0.00%	0.00%	0.00%	0.00%
Competitive Spirit	Girls	Freshman		0							0			0						0.00%	0.00%	0.00%	0.00%
Cross Country	Girls	Freshman		0							0			0						0.00%	0.00%	0.00%	0.00%
Field Hockey	Girls	Freshman		0							0			0						0.00%	0.00%	0.00%	0.00%
Golf	Girls	Freshman		0							0			0						0.00%	0.00%	0.00%	0.00%
Gymnastics	Girls	Freshman		0							0			0						0.00%	0.00%	0.00%	0.00%
Lacrosse	Girls	Freshman		0							0			0						0.00%	0.00%	0.00%	0.00%
Rifle	Girls	Freshman		0							0			0						0.00%	0.00%	0.00%	0.00%
Soccer	Girls	Freshman		0							0			0						0.00%	0.00%	0.00%	0.00%
Softball, Fast Pitch	Girls	Freshman		0							0			0						0.00%	0.00%	0.00%	0.00%
Swimming and Diving	Girls	Freshman		0							0			0						0.00%	0.00%	0.00%	0.00%
Tennis	Girls	Freshman		0							0			0						0.00%	0.00%	0.00%	0.00%
Track & Field (Indoor)	Girls	Freshman		0							0			0						0.00%	0.00%	0.00%	0.00%
Track & Field (Outdoor)	Girls	Freshman		0							0			0						0.00%	0.00%	0.00%	0.00%
Volleyball	Girls	Freshman		0							0			0						0.00%	0.00%	0.00%	0.00%
Water Polo	Girls	Freshman		0							0			0						0.00%	0.00%	0.00%	0.00%
Basketball	Girls	8th Grade	9	9	Yes		1983			18	18		18	18		1	1			0.00%	0.00%	0.00%	0.00%
Bowling	Girls	8th Grade		0							0			0						0.00%	0.00%	0.00%	0.00%
Competitive Spirit	Girls	8th Grade		0							0			0						0.00%	0.00%	0.00%	0.00%
Cross Country	Girls	8th Grade	6	6	Yes		1983		7		7	7		7		1	1			0.00%	0.00%	0.00%	0.00%
Field Hockey	Girls	8th Grade	7	7	Yes		1998		16		16	16		16		1	1			0.00%	0.00%	0.00%	0.00%
Golf	Girls	8th Grade		0							0			0						0.00%	0.00%	0.00%	0.00%
Gymnastics	Girls	8th Grade		0							0			0						0.00%	0.00%	0.00%	0.00%
Lacrosse	Girls	8th Grade		0							0			0						0.00%	0.00%	0.00%	0.00%
Rifle	Girls	8th Grade		0							0			0						0.00%	0.00%	0.00%	0.00%
Soccer	Girls	8th Grade	12	12		Yes	1986			16	16		16	16		1	1			0.00%	0.00%	0.00%	0.00%
Softball, Fast Pitch	Girls	8th Grade	9	9		Yes	1986			16	16		16	16		1	1			0.00%	0.00%	0.00%	0.00%
Swimming and Diving	Girls	8th Grade		0							0			0						0.00%	0.00%	0.00%	0.00%
Tennis	Girls	8th Grade		0							0			0						0.00%	0.00%	0.00%	0.00%

Track & Field (Indoor)	Girls	8th Grade		0															0.00%	0.00%	0.00%	0.00%		
Track & Field (Outdoor)	Girls	8th Grade		0															0.00%	0.00%	0.00%	0.00%		
Volleyball	Girls	8th Grade	8	8	Yes		1983				16		16	16		16		1	1	0.00%	0.00%	0.00%	0.00%	
Water Polo	Girls	8th Grade		0									0			0					0.00%	0.00%	0.00%	0.00%
Basketball	Girls	7th Grade	12	12	Yes		1983				18		18	18		18		1	1	0.00%	0.00%	0.00%	0.00%	
Bowling	Girls	7th Grade		0									0			0					0.00%	0.00%	0.00%	0.00%
Competitive Spirit	Girls	7th Grade		0									0			0					0.00%	0.00%	0.00%	0.00%
Cross Country	Girls	7th Grade	8	8	Yes		1983				7		7	7		7		1	1	0.00%	0.00%	0.00%	0.00%	
Field Hockey	Girls	7th Grade	8	8	Yes		1998				16		16	16		16		1	1	0.00%	0.00%	0.00%	0.00%	
Golf	Girls	7th Grade		0									0			0					0.00%	0.00%	0.00%	0.00%
Gymnastics	Girls	7th Grade		0									0			0					0.00%	0.00%	0.00%	0.00%
Lacrosse	Girls	7th Grade		0									0			0					0.00%	0.00%	0.00%	0.00%
Rifle	Girls	7th Grade		0									0			0					0.00%	0.00%	0.00%	0.00%
Soccer	Girls	7th Grade	9	9		Yes	1986					16	16		16	16		1	1	0.00%	0.00%	0.00%	0.00%	
Softball, Fast Pitch	Girls	7th Grade	8	8		Yes	1986					16	16		16	16		1	1	0.00%	0.00%	0.00%	0.00%	
Swimming and Diving	Girls	7th Grade		0									0			0					0.00%	0.00%	0.00%	0.00%
Tennis	Girls	7th Grade		0									0			0					0.00%	0.00%	0.00%	0.00%
Track & Field (Indoor)	Girls	7th Grade		0									0			0					0.00%	0.00%	0.00%	0.00%
Track & Field (Outdoor)	Girls	7th Grade		0									0			0					0.00%	0.00%	0.00%	0.00%
Volleyball	Girls	7th Grade	9	9	Yes		1983				16		16	16		16		1	1	0.00%	0.00%	0.00%	0.00%	
Water Polo	Girls	7th Grade		0									0			0					0.00%	0.00%	0.00%	0.00%

¹ For initial submission and for interscholastic athletic teams that were newly established.

INTERSCHOLASTIC ATHLETIC OPPORTUNITIES DISCLOSURE FORM 20.1

2019 - 2020 School Year

School: Broughal MS - 3484

Page 3 - Section 1: Financial Information

LEA: Bethlehem Area SD - 120481002

ATHLETIC EXPENDITURES

Team	Boys/Girls	Level	Total Annual School Team Expenditures	SCHOOL'S ANNUAL EXPENDITURES FOR EACH TEAM							NON-SCHOOL (BOOSTER CLUBS, ALUMNI & OTHER NON-SCHOOL) CONTRIBUTIONS & PURCHASES				
				Travel ¹	Uniforms ²	Supplies and Equipment ³	Facilities ⁴	Other	Coaching Staff Compensation per Sport per Season			Total Compensation For All Athletic Trainers Per Academic Year	List total value of contributions per team	List total value of purchases per team	
									Fall	Winter	Spring				
Totals				\$15,292.68	\$6,356.45	\$7,510.36	\$12,936.92	\$9,752.46	\$21,604.27	\$19,198.46	\$11,982.31	\$20,000.00	\$0.00	\$0.00	
Baseball	Boys	Varsity	\$0.00											\$0.00	\$0.00
Basketball	Boys	Varsity	\$0.00											\$0.00	\$0.00
Bowling	Boys	Varsity	\$0.00											\$0.00	\$0.00
Cross Country	Boys	Varsity	\$0.00											\$0.00	\$0.00
Football	Boys	Varsity	\$0.00											\$0.00	\$0.00
Golf	Boys	Varsity	\$0.00											\$0.00	\$0.00
Lacrosse	Boys	Varsity	\$0.00											\$0.00	\$0.00
Rifle	Boys	Varsity	\$0.00											\$0.00	\$0.00
Soccer	Boys	Varsity	\$0.00											\$0.00	\$0.00
Swimming and Diving	Boys	Varsity	\$0.00											\$0.00	\$0.00
Tennis	Boys	Varsity	\$0.00											\$0.00	\$0.00
Track & Field (Indoor)	Boys	Varsity	\$0.00											\$0.00	\$0.00
Track & Field (Outdoor)	Boys	Varsity	\$0.00											\$0.00	\$0.00
Volleyball	Boys	Varsity	\$0.00											\$0.00	\$0.00
Water Polo	Boys	Varsity	\$0.00											\$0.00	\$0.00
Wrestling	Boys	Varsity	\$0.00											\$0.00	\$0.00
Baseball	Boys	Jr Varsity	\$0.00											\$0.00	\$0.00
Basketball	Boys	Jr Varsity	\$0.00											\$0.00	\$0.00
Bowling	Boys	Jr Varsity	\$0.00											\$0.00	\$0.00
Cross Country	Boys	Jr Varsity	\$0.00											\$0.00	\$0.00
Football	Boys	Jr Varsity	\$0.00											\$0.00	\$0.00
Golf	Boys	Jr Varsity	\$0.00											\$0.00	\$0.00
Lacrosse	Boys	Jr Varsity	\$0.00											\$0.00	\$0.00
Rifle	Boys	Jr Varsity	\$0.00											\$0.00	\$0.00
Soccer	Boys	Jr Varsity	\$0.00											\$0.00	\$0.00
Swimming and Diving	Boys	Jr Varsity	\$0.00											\$0.00	\$0.00
Tennis	Boys	Jr Varsity	\$0.00											\$0.00	\$0.00
Track & Field (Indoor)	Boys	Jr Varsity	\$0.00											\$0.00	\$0.00
Track & Field (Outdoor)	Boys	Jr Varsity	\$0.00											\$0.00	\$0.00
Volleyball	Boys	Jr Varsity	\$0.00											\$0.00	\$0.00
Water Polo	Boys	Jr Varsity	\$0.00											\$0.00	\$0.00
Wrestling	Boys	Jr Varsity	\$0.00											\$0.00	\$0.00
Baseball	Boys	Freshman	\$0.00											\$0.00	\$0.00
Basketball	Boys	Freshman	\$0.00											\$0.00	\$0.00
Bowling	Boys	Freshman	\$0.00											\$0.00	\$0.00
Cross Country	Boys	Freshman	\$0.00											\$0.00	\$0.00
Football	Boys	Freshman	\$0.00											\$0.00	\$0.00
Golf	Boys	Freshman	\$0.00											\$0.00	\$0.00
Lacrosse	Boys	Freshman	\$0.00											\$0.00	\$0.00
Rifle	Boys	Freshman	\$0.00											\$0.00	\$0.00
Soccer	Boys	Freshman	\$0.00											\$0.00	\$0.00
Swimming and Diving	Boys	Freshman	\$0.00											\$0.00	\$0.00
Tennis	Boys	Freshman	\$0.00											\$0.00	\$0.00
Track & Field (Indoor)	Boys	Freshman	\$0.00											\$0.00	\$0.00
Track & Field (Outdoor)	Boys	Freshman	\$0.00											\$0.00	\$0.00
Volleyball	Boys	Freshman	\$0.00											\$0.00	\$0.00
Water Polo	Boys	Freshman	\$0.00											\$0.00	\$0.00
Wrestling	Boys	Freshman	\$0.00											\$0.00	\$0.00
Baseball	Boys	8th Grade	\$0.00											\$0.00	\$0.00
Basketball	Boys	8th Grade	\$9,941.27	\$1,920.99	\$0.00	\$62.06	\$2,319.55	\$1,182.70			\$4,455.97			\$0.00	\$0.00
Bowling	Boys	8th Grade	\$0.00											\$0.00	\$0.00
Cross Country	Boys	8th Grade	\$1,108.24	\$450.54	\$0.00	\$0.00	\$0.00	\$0.00		\$657.70				\$0.00	\$0.00
Football	Boys	8th Grade	\$12,708.08	\$942.19	\$3,365.18	\$2,964.67	\$39.16	\$892.60	\$4,504.28					\$0.00	\$0.00
Golf	Boys	8th Grade	\$0.00											\$0.00	\$0.00
Lacrosse	Boys	8th Grade	\$0.00											\$0.00	\$0.00
Rifle	Boys	8th Grade	\$0.00											\$0.00	\$0.00
Soccer	Boys	8th Grade	\$1,937.43	\$0.00	\$0.00	\$89.23	\$0.00	\$0.00			\$1,848.20			\$0.00	\$0.00
Swimming and Diving	Boys	8th Grade	\$0.00											\$0.00	\$0.00
Tennis	Boys	8th Grade	\$0.00											\$0.00	\$0.00
Track & Field (Indoor)	Boys	8th Grade	\$0.00											\$0.00	\$0.00
Track & Field (Outdoor)	Boys	8th Grade	\$0.00											\$0.00	\$0.00
Volleyball	Boys	8th Grade	\$0.00											\$0.00	\$0.00
Water Polo	Boys	8th Grade	\$0.00											\$0.00	\$0.00
Wrestling	Boys	8th Grade	\$0.00											\$0.00	\$0.00
Baseball	Boys	7th Grade	\$0.00											\$0.00	\$0.00
Basketball	Boys	7th Grade	\$10,845.02	\$2,095.63	\$0.00	\$67.70	\$2,530.42	\$1,290.22			\$4,861.05			\$0.00	\$0.00
Bowling	Boys	7th Grade	\$0.00											\$0.00	\$0.00
Cross Country	Boys	7th Grade	\$1,662.35	\$675.80	\$0.00	\$0.00	\$0.00	\$0.00	\$986.55					\$0.00	\$0.00
Football	Boys	7th Grade	\$11,296.07	\$837.50	\$2,991.27	\$2,635.27	\$34.80	\$793.43	\$4,003.80					\$0.00	\$0.00
Golf	Boys	7th Grade	\$0.00											\$0.00	\$0.00
Lacrosse	Boys	7th Grade	\$0.00											\$0.00	\$0.00
Rifle	Boys	7th Grade	\$0.00											\$0.00	\$0.00
Soccer	Boys	7th Grade	\$1,245.49	\$0.00	\$0.00	\$57.36	\$0.00	\$0.00			\$1,188.13			\$0.00	\$0.00

² Purchase and/or Replacement of Athletic Uniforms (clothing for practice & competition).

³ Purchase and/or Replacement of Equipment and Supplies.

⁴ Expenditures for Construction, Renovation, Maintenance, Rental, Expansion and Repair of Athletic Facilities.

Note: For a facility shared by multiple teams, calculate per team cost by dividing total facility expenditures by number of teams using facility or by using the percentage of time used by each team.

INTERSCHOLASTIC ATHLETIC OPPORTUNITIES DISCLOSURE FORM 20.1

2019 - 2020 School Year

School: Broughal MS - 3464

Page 4 - Section 1: Comments

LEA: Bethlehem Area SD - 120481002

Please Provide All Applicable Comments Below

For Best Results, Compose In A Word Processor, Copy And Paste To The Formula Bar Above, Then Press Enter.

Input Is Limited To 100 Characters

Empty text area for comments.

INTERSCHOLASTIC ATHLETIC OPPORTUNITIES DISCLOSURE FORM 20.1

2019 - 2020 School Year

School: Broughal MS - 3464

Page 5 - Section 1: Gender and Race/Ethnicity Information

LEA: Bethlehem Area SD - 120481002

Gender	School Totals								Athletic Program Totals							
	Race/Ethnicity Code								Race/Ethnicity Code							
	American Indian/Alaskan Native	Black/African American (Not Hispanic)	Hispanic (Any Race)	White/Caucasian (Not Hispanic)	Multi-Racial (Not Hispanic)	Asian (Not Hispanic)	Native Hawaiian or Other Pacific Islander (Not Hispanic)	Total	American Indian/Alaskan Native	Black/African American (Not Hispanic)	Hispanic (Any Race)	White/Caucasian (Not Hispanic)	Multi-Racial (Not Hispanic)	Asian (Not Hispanic)	Native Hawaiian or Other Pacific Islander (Not Hispanic)	Total
Male	0	18	123	25	*	*	0	174								
Female	0	16	117	20	*	*	0	162								
Total	0	34	240	45	*	*	0	336								

Note: Some information has been redacted in order to protect individual identification

INTERSCHOLASTIC ATHLETIC OPPORTUNITIES DISCLOSURE FORM 20.1

2019 - 2020 School Year

Page 1 - Section 1: General Information

Ver 20.1

LEA & School Information

LEA Name:	Bethlehem Area SD
LEA AUN:	120481002
School Name:	East Hills MS
School Number:	4956

School Enrollment Data

		Grade	Boys	Girls	Total
		7th	199	187	386
		8th	184	169	353
		9th	0	0	0
		10th	0	0	0
		11th	0	0	0
		12th	0	0	0
		Total	383	356	739

Contact Information

Name of LEAs Title IX Compliance Officer:	Russell Giordano, Chief Human Resources Officer		
Telephone Number:	610-861-0500	Extension:	60226
Email Address:	rgiordano@basdschools.org		
Name of Individual Completing This Form:	Nathan Stannard, Administrative Athletic Director and Frank Pearn, Business Manager		
Telephone Number:	610-861-0500 ext. 53950 or 60216	Extension:	60202
Email Address:	nstannard@basdschools.org or fpearn@basdschools.org		

Interscholastic Team Sponsorship

Does This School Sponsor Any Interscholastic Athletic Teams? (Yes or No)	Yes
---	-----



If Your Answer To The Above Question Is No, **Stop!**
 If You Have Athletes Playing For Another School, Please Explain On Page 4.
 Otherwise, You Do Not Need To Complete The Remainder Of The Survey For This School.
 Please Submit Per The Instructions Provided.

Lacrosse	Boys	Freshman		0							0			0					0.00%	0.00%	0.00%	0.00%
Rifle	Boys	Freshman		0							0			0				1	0.00%	0.00%	0.00%	0.00%
Soccer	Boys	Freshman		0							0			0				1	0.00%	0.00%	0.00%	0.00%
Swimming and Diving	Boys	Freshman		0							0			0					0.00%	0.00%	0.00%	0.00%
Tennis	Boys	Freshman		0							0			0					0.00%	0.00%	0.00%	0.00%
Track & Field (Indoor)	Boys	Freshman		0							0			0					0.00%	0.00%	0.00%	0.00%
Track & Field (Outdoor)	Boys	Freshman		0							0			0					0.00%	0.00%	0.00%	0.00%
Volleyball	Boys	Freshman		0							0			0				1	0.00%	0.00%	0.00%	0.00%
Water Polo	Boys	Freshman		0							0			0					0.00%	0.00%	0.00%	0.00%
Wrestling	Boys	Freshman		0							0			0					0.00%	0.00%	0.00%	0.00%
Baseball	Boys	8th Grade		0							0			0					0.00%	0.00%	0.00%	0.00%
Basketball	Boys	8th Grade	12	12	Yes	1983				16	16	16	16	16	1				0.00%	0.00%	0.00%	0.00%
Bowling	Boys	8th Grade		0							0			0					0.00%	0.00%	0.00%	0.00%
Cross Country	Boys	8th Grade	10	10	Yes	1983			8	8	8	8	8	1					0.00%	0.00%	0.00%	0.00%
Football	Boys	8th Grade	21	21	Yes	1983			8	8	8	8	8	1					0.00%	0.00%	0.00%	0.00%
Golf	Boys	8th Grade		0							0			0					0.00%	0.00%	0.00%	0.00%
Lacrosse	Boys	8th Grade		0							0			0					0.00%	0.00%	0.00%	0.00%
Rifle	Boys	8th Grade		0							0			0					0.00%	0.00%	0.00%	0.00%
Soccer	Boys	8th Grade	10	10	Yes	1983				16	16	16	16	16	1				0.00%	0.00%	0.00%	0.00%
Swimming and Diving	Boys	8th Grade		0							0			0					0.00%	0.00%	0.00%	0.00%
Tennis	Boys	8th Grade		0							0			0					0.00%	0.00%	0.00%	0.00%
Track & Field (Indoor)	Boys	8th Grade		0							0			0					0.00%	0.00%	0.00%	0.00%
Track & Field (Outdoor)	Boys	8th Grade		0							0			0					0.00%	0.00%	0.00%	0.00%
Volleyball	Boys	8th Grade		0							0			0					0.00%	0.00%	0.00%	0.00%
Water Polo	Boys	8th Grade		0							0			0					0.00%	0.00%	0.00%	0.00%
Wrestling	Boys	8th Grade		0							0			0					0.00%	0.00%	0.00%	0.00%
Baseball	Boys	7th Grade		0							0			0					0.00%	0.00%	0.00%	0.00%
Basketball	Boys	7th Grade	9	9	Yes	1983				16	16	16	16	16	1				0.00%	0.00%	0.00%	0.00%
Bowling	Boys	7th Grade		0							0			0					0.00%	0.00%	0.00%	0.00%
Cross Country	Boys	7th Grade	9	9	Yes	1983			8	8	8	8	8	1					0.00%	0.00%	0.00%	0.00%
Football	Boys	7th Grade	24	24	Yes	1983			8	8	8	8	8	1					0.00%	0.00%	0.00%	0.00%
Golf	Boys	7th Grade		0							0			0					0.00%	0.00%	0.00%	0.00%
Lacrosse	Boys	7th Grade		0							0			0					0.00%	0.00%	0.00%	0.00%
Rifle	Boys	7th Grade		0							0			0					0.00%	0.00%	0.00%	0.00%
Soccer	Boys	7th Grade	10	10	Yes	1983				16	16	16	16	16	1				0.00%	0.00%	0.00%	0.00%
Swimming and Diving	Boys	7th Grade		0							0			0					0.00%	0.00%	0.00%	0.00%
Tennis	Boys	7th Grade		0							0			0					0.00%	0.00%	0.00%	0.00%
Track & Field (Indoor)	Boys	7th Grade		0							0			0					0.00%	0.00%	0.00%	0.00%
Track & Field (Outdoor)	Boys	7th Grade		0							0			0					0.00%	0.00%	0.00%	0.00%
Volleyball	Boys	7th Grade		0							0			0					0.00%	0.00%	0.00%	0.00%
Water Polo	Boys	7th Grade		0							0			0					0.00%	0.00%	0.00%	0.00%
Wrestling	Boys	7th Grade		0							0			0					0.00%	0.00%	0.00%	0.00%
Basketball	Girls	Varsity		0							0			0					0.00%	0.00%	0.00%	0.00%
Bowling	Girls	Varsity		0							0			0					0.00%	0.00%	0.00%	0.00%
Competitive Spirit	Girls	Varsity		0							0			0					0.00%	0.00%	0.00%	0.00%
Cross Country	Girls	Varsity		0							0			0					0.00%	0.00%	0.00%	0.00%
Field Hockey	Girls	Varsity		0							0			0					0.00%	0.00%	0.00%	0.00%
Golf	Girls	Varsity		0							0			0					0.00%	0.00%	0.00%	0.00%
Gymnastics	Girls	Varsity		0							0			0					0.00%	0.00%	0.00%	0.00%
Lacrosse	Girls	Varsity		0							0			0					0.00%	0.00%	0.00%	0.00%
Rifle	Girls	Varsity		0							0			0					0.00%	0.00%	0.00%	0.00%

Soccer	Girls	Varsity		0							0			0					0.00%	0.00%	0.00%	0.00%
Softball, Fast Pitch	Girls	Varsity		0							0			0					0.00%	0.00%	0.00%	0.00%
Swimming and Diving	Girls	Varsity		0							0			0					0.00%	0.00%	0.00%	0.00%
Tennis	Girls	Varsity		0							0			0					0.00%	0.00%	0.00%	0.00%
Track & Field (Indoor)	Girls	Varsity		0							0			0					0.00%	0.00%	0.00%	0.00%
Track & Field (Outdoor)	Girls	Varsity		0							0			0					0.00%	0.00%	0.00%	0.00%
Volleyball	Girls	Varsity		0							0			0					0.00%	0.00%	0.00%	0.00%
Water Polo	Girls	Varsity		0							0			0					0.00%	0.00%	0.00%	0.00%
Basketball	Girls	Jr Varsity		0							0			0					0.00%	0.00%	0.00%	0.00%
Bowling	Girls	Jr Varsity		0							0			0					0.00%	0.00%	0.00%	0.00%
Competitive Spirit	Girls	Jr Varsity		0							0			0					0.00%	0.00%	0.00%	0.00%
Cross Country	Girls	Jr Varsity		0							0			0					0.00%	0.00%	0.00%	0.00%
Field Hockey	Girls	Jr Varsity		0							0			0					0.00%	0.00%	0.00%	0.00%
Golf	Girls	Jr Varsity		0							0			0					0.00%	0.00%	0.00%	0.00%
Gymnastics	Girls	Jr Varsity		0							0			0					0.00%	0.00%	0.00%	0.00%
Lacrosse	Girls	Jr Varsity		0							0			0					0.00%	0.00%	0.00%	0.00%
Rifle	Girls	Jr Varsity		0							0			0					0.00%	0.00%	0.00%	0.00%
Soccer	Girls	Jr Varsity		0							0			0					0.00%	0.00%	0.00%	0.00%
Softball, Fast Pitch	Girls	Jr Varsity		0							0			0					0.00%	0.00%	0.00%	0.00%
Swimming and Diving	Girls	Jr Varsity		0							0			0					0.00%	0.00%	0.00%	0.00%
Tennis	Girls	Jr Varsity		0							0			0					0.00%	0.00%	0.00%	0.00%
Track & Field (Indoor)	Girls	Jr Varsity		0							0			0					0.00%	0.00%	0.00%	0.00%
Track & Field (Outdoor)	Girls	Jr Varsity		0							0			0					0.00%	0.00%	0.00%	0.00%
Volleyball	Girls	Jr Varsity		0							0			0					0.00%	0.00%	0.00%	0.00%
Water Polo	Girls	Jr Varsity		0							0			0					0.00%	0.00%	0.00%	0.00%
Basketball	Girls	Freshman		0							0			0					0.00%	0.00%	0.00%	0.00%
Bowling	Girls	Freshman		0							0			0					0.00%	0.00%	0.00%	0.00%
Competitive Spirit	Girls	Freshman		0							0			0					0.00%	0.00%	0.00%	0.00%
Cross Country	Girls	Freshman		0							0			0					0.00%	0.00%	0.00%	0.00%
Field Hockey	Girls	Freshman		0							0			0					0.00%	0.00%	0.00%	0.00%
Golf	Girls	Freshman		0							0			0					0.00%	0.00%	0.00%	0.00%
Gymnastics	Girls	Freshman		0							0			0					0.00%	0.00%	0.00%	0.00%
Lacrosse	Girls	Freshman		0							0			0					0.00%	0.00%	0.00%	0.00%
Rifle	Girls	Freshman		0							0			0					0.00%	0.00%	0.00%	0.00%
Soccer	Girls	Freshman		0							0			0					0.00%	0.00%	0.00%	0.00%
Softball, Fast Pitch	Girls	Freshman		0							0			0					0.00%	0.00%	0.00%	0.00%
Swimming and Diving	Girls	Freshman		0							0			0					0.00%	0.00%	0.00%	0.00%
Tennis	Girls	Freshman		0							0			0					0.00%	0.00%	0.00%	0.00%
Track & Field (Indoor)	Girls	Freshman		0							0			0					0.00%	0.00%	0.00%	0.00%
Track & Field (Outdoor)	Girls	Freshman		0							0			0					0.00%	0.00%	0.00%	0.00%
Volleyball	Girls	Freshman		0							0			0					0.00%	0.00%	0.00%	0.00%
Water Polo	Girls	Freshman		0							0			0					0.00%	0.00%	0.00%	0.00%
Basketball	Girls	8th Grade	12	12	Yes	1983				18	18	18	18	1					0.00%	0.00%	0.00%	0.00%
Bowling	Girls	8th Grade		0							0			0					0.00%	0.00%	0.00%	0.00%
Competitive Spirit	Girls	8th Grade		0							0			0					0.00%	0.00%	0.00%	0.00%
Cross Country	Girls	8th Grade	11	11	Yes	1983		7		7	7		7	1					0.00%	0.00%	0.00%	0.00%
Field Hockey	Girls	8th Grade	11	11	Yes	1998		16		16	16		16	1					0.00%	0.00%	0.00%	0.00%
Golf	Girls	8th Grade		0							0			0					0.00%	0.00%	0.00%	0.00%
Gymnastics	Girls	8th Grade		0							0			0					0.00%	0.00%	0.00%	0.00%
Lacrosse	Girls	8th Grade		0							0			0					0.00%	0.00%	0.00%	0.00%
Rifle	Girls	8th Grade		0							0			0					0.00%	0.00%	0.00%	0.00%

Soccer	Girls	8th Grade		7	7			Yes	1986					16	16			16	16			1				0.00%	0.00%	0.00%	0.00%
Softball, Fast Pitch	Girls	8th Grade		8	8			Yes	1986					16	16			16	16			1				0.00%	0.00%	0.00%	0.00%
Swimming and Diving	Girls	8th Grade			0										0				0							0.00%	0.00%	0.00%	0.00%
Tennis	Girls	8th Grade			0										0				0							0.00%	0.00%	0.00%	0.00%
Track & Field (Indoor)	Girls	8th Grade			0										0				0							0.00%	0.00%	0.00%	0.00%
Track & Field (Outdoor)	Girls	8th Grade			0										0				0							0.00%	0.00%	0.00%	0.00%
Volleyball	Girls	8th Grade		10	10	Yes			1983				16		16	16			16			1				0.00%	0.00%	0.00%	0.00%
Water Polo	Girls	8th Grade			0										0				0							0.00%	0.00%	0.00%	0.00%
Basketball	Girls	7th Grade		8	8		Yes		1983				18		18	18			18			1				0.00%	0.00%	0.00%	0.00%
Bowling	Girls	7th Grade			0										0				0							0.00%	0.00%	0.00%	0.00%
Competitive Spirit	Girls	7th Grade			0										0				0							0.00%	0.00%	0.00%	0.00%
Cross Country	Girls	7th Grade		10	10	Yes			1983				7		7	7			7			1				0.00%	0.00%	0.00%	0.00%
Field Hockey	Girls	7th Grade		10	10	Yes			1998				16		16	16			16			1				0.00%	0.00%	0.00%	0.00%
Golf	Girls	7th Grade			0										0				0							0.00%	0.00%	0.00%	0.00%
Gymnastics	Girls	7th Grade			0										0				0							0.00%	0.00%	0.00%	0.00%
Lacrosse	Girls	7th Grade			0										0				0							0.00%	0.00%	0.00%	0.00%
Rifle	Girls	7th Grade			0										0				0							0.00%	0.00%	0.00%	0.00%
Soccer	Girls	7th Grade		10	10			Yes	1986					16	16			16	16			1				0.00%	0.00%	0.00%	0.00%
Softball, Fast Pitch	Girls	7th Grade		6	6			Yes	1986					16	16			16	16			1				0.00%	0.00%	0.00%	0.00%
Swimming and Diving	Girls	7th Grade			0										0				0							0.00%	0.00%	0.00%	0.00%
Tennis	Girls	7th Grade			0										0				0							0.00%	0.00%	0.00%	0.00%
Track & Field (Indoor)	Girls	7th Grade			0										0				0							0.00%	0.00%	0.00%	0.00%
Track & Field (Outdoor)	Girls	7th Grade			0										0				0							0.00%	0.00%	0.00%	0.00%
Volleyball	Girls	7th Grade		8	8	Yes							16		16	16			16			1				0.00%	0.00%	0.00%	0.00%
Water Polo	Girls	7th Grade			0										0				0							0.00%	0.00%	0.00%	0.00%

¹ For initial submission and for interscholastic athletic teams that were newly established.

INTERSCHOLASTIC ATHLETIC OPPORTUNITIES DISCLOSURE FORM 20.1

2019 - 2020 School Year

School: East Hills MS - 4956

Page 3 - Section 1: Financial Information

LEA: Bethlehem Area SD - 120481002

ATHLETIC EXPENDITURES

Team	Boys/Girls	Level	Total Annual School Team Expenditures	SCHOOL'S ANNUAL EXPENDITURES FOR EACH TEAM							NON-SCHOOL (BOOSTER CLUBS, ALUMNI & OTHER NON-SCHOOL) CONTRIBUTIONS & PURCHASES			
				Travel ¹	Uniforms ²	Supplies and Equipment ³	Facilities ⁴	Other	Coaching Staff Compensation per Sport per Season			Total Compensation For All Athletic Trainers Per Academic Year	List total value of contributions per team	List total value of purchases per team
									Fall	Winter	Spring			
Totals				\$14,469.68	\$2,177.40	\$4,122.27	\$13,623.10	\$9,669.79	\$25,017.93	\$19,165.80	\$10,161.25	\$20,000.00		
Baseball	Boys	Varsity	\$0.00										\$0.00	\$0.00
Basketball	Boys	Varsity	\$0.00										\$0.00	\$0.00
Bowling	Boys	Varsity	\$0.00										\$0.00	\$0.00
Cross Country	Boys	Varsity	\$0.00										\$0.00	\$0.00
Football	Boys	Varsity	\$0.00										\$0.00	\$0.00
Golf	Boys	Varsity	\$0.00										\$0.00	\$0.00
Lacrosse	Boys	Varsity	\$0.00										\$0.00	\$0.00
Rifle	Boys	Varsity	\$0.00										\$0.00	\$0.00
Soccer	Boys	Varsity	\$0.00										\$0.00	\$0.00
Swimming and Diving	Boys	Varsity	\$0.00										\$0.00	\$0.00
Tennis	Boys	Varsity	\$0.00										\$0.00	\$0.00
Track & Field (Indoor)	Boys	Varsity	\$0.00										\$0.00	\$0.00
Track & Field (Outdoor)	Boys	Varsity	\$0.00										\$0.00	\$0.00
Volleyball	Boys	Varsity	\$0.00										\$0.00	\$0.00
Water Polo	Boys	Varsity	\$0.00										\$0.00	\$0.00
Wrestling	Boys	Varsity	\$0.00										\$0.00	\$0.00
Baseball	Boys	Jr Varsity	\$0.00										\$0.00	\$0.00
Basketball	Boys	Jr Varsity	\$0.00										\$0.00	\$0.00
Bowling	Boys	Jr Varsity	\$0.00										\$0.00	\$0.00
Cross Country	Boys	Jr Varsity	\$0.00										\$0.00	\$0.00
Football	Boys	Jr Varsity	\$0.00										\$0.00	\$0.00
Golf	Boys	Jr Varsity	\$0.00										\$0.00	\$0.00
Lacrosse	Boys	Jr Varsity	\$0.00										\$0.00	\$0.00
Rifle	Boys	Jr Varsity	\$0.00										\$0.00	\$0.00
Soccer	Boys	Jr Varsity	\$0.00										\$0.00	\$0.00
Swimming and Diving	Boys	Jr Varsity	\$0.00										\$0.00	\$0.00
Tennis	Boys	Jr Varsity	\$0.00										\$0.00	\$0.00
Track & Field (Indoor)	Boys	Jr Varsity	\$0.00										\$0.00	\$0.00
Track & Field (Outdoor)	Boys	Jr Varsity	\$0.00										\$0.00	\$0.00
Volleyball	Boys	Jr Varsity	\$0.00										\$0.00	\$0.00
Water Polo	Boys	Jr Varsity	\$0.00										\$0.00	\$0.00
Wrestling	Boys	Jr Varsity	\$0.00										\$0.00	\$0.00
Baseball	Boys	Freshman	\$0.00										\$0.00	\$0.00
Basketball	Boys	Freshman	\$0.00										\$0.00	\$0.00
Bowling	Boys	Freshman	\$0.00										\$0.00	\$0.00
Cross Country	Boys	Freshman	\$0.00										\$0.00	\$0.00
Football	Boys	Freshman	\$0.00										\$0.00	\$0.00
Golf	Boys	Freshman	\$0.00										\$0.00	\$0.00
Lacrosse	Boys	Freshman	\$0.00										\$0.00	\$0.00
Rifle	Boys	Freshman	\$0.00										\$0.00	\$0.00
Soccer	Boys	Freshman	\$0.00										\$0.00	\$0.00
Swimming and Diving	Boys	Freshman	\$0.00										\$0.00	\$0.00
Tennis	Boys	Freshman	\$0.00										\$0.00	\$0.00
Track & Field (Indoor)	Boys	Freshman	\$0.00										\$0.00	\$0.00
Track & Field (Outdoor)	Boys	Freshman	\$0.00										\$0.00	\$0.00
Volleyball	Boys	Freshman	\$0.00										\$0.00	\$0.00
Water Polo	Boys	Freshman	\$0.00										\$0.00	\$0.00
Wrestling	Boys	Freshman	\$0.00										\$0.00	\$0.00
Baseball	Boys	8th Grade	\$0.00										\$0.00	\$0.00
Basketball	Boys	8th Grade	\$11,805.98	\$1,697.23	\$0.00	\$699.63	\$2,662.04	\$1,442.31		\$5,304.77			\$0.00	\$0.00
Bowling	Boys	8th Grade	\$0.00										\$0.00	\$0.00
Cross Country	Boys	8th Grade	\$1,159.76	\$226.15	\$0.00	\$0.00	\$0.00	\$0.00	\$933.61				\$0.00	\$0.00
Football	Boys	8th Grade	\$7,858.97	\$511.94	\$1,016.12	\$493.01	\$222.34	\$1,011.74	\$4,603.82				\$0.00	\$0.00
Golf	Boys	8th Grade	\$0.00										\$0.00	\$0.00
Lacrosse	Boys	8th Grade	\$0.00										\$0.00	\$0.00
Rifle	Boys	8th Grade	\$0.00										\$0.00	\$0.00
Soccer	Boys	8th Grade	\$1,416.23	\$0.00	\$0.00	\$88.19	\$0.00	\$0.00		\$1,328.04			\$0.00	\$0.00
Swimming and Diving	Boys	8th Grade	\$0.00										\$0.00	\$0.00
Tennis	Boys	8th Grade	\$0.00										\$0.00	\$0.00
Track & Field (Indoor)	Boys	8th Grade	\$0.00										\$0.00	\$0.00
Track & Field (Outdoor)	Boys	8th Grade	\$0.00										\$0.00	\$0.00
Volleyball	Boys	8th Grade	\$0.00										\$0.00	\$0.00
Water Polo	Boys	8th Grade	\$0.00										\$0.00	\$0.00
Wrestling	Boys	8th Grade	\$0.00										\$0.00	\$0.00
Baseball	Boys	7th Grade	\$0.00										\$0.00	\$0.00
Basketball	Boys	7th Grade	\$8,854.47	\$1,272.92	\$0.00	\$524.72	\$1,996.53	\$1,081.73		\$3,978.57			\$0.00	\$0.00
Bowling	Boys	7th Grade	\$0.00										\$0.00	\$0.00
Cross Country	Boys	7th Grade	\$1,043.79	\$203.54	\$0.00	\$0.00	\$0.00	\$0.00	\$840.25				\$0.00	\$0.00
Football	Boys	7th Grade	\$8,981.68	\$585.08	\$1,161.28	\$563.44	\$254.10	\$1,156.28	\$5,261.50				\$0.00	\$0.00

Swimming and Diving	Girls	7th Grade	\$0.00										\$0.00	\$0.00
Tennis	Girls	7th Grade	\$0.00										\$0.00	\$0.00
Track & Field (Indoor)	Girls	7th Grade	\$0.00										\$0.00	\$0.00
Track & Field (Outdoor)	Girls	7th Grade	\$0.00										\$0.00	\$0.00
Volleyball	Girls	7th Grade	\$6,359.75	\$1,194.56	\$0.00	\$43.31	\$1,774.69	\$766.07	\$2,581.12				\$0.00	\$0.00
Water Polo	Girls	7th Grade	\$0.00										\$0.00	\$0.00

- ¹ Travel (transportation, housing furnished during travel & per diem dining allowances).
- ² Purchase and/or Replacement of Athletic Uniforms (clothing for practice & competition).
- ³ Purchase and/or Replacement of Equipment and Supplies.
- ⁴ Expenditures for Construction, Renovation, Maintenance, Rental, Expansion and Repair of Athletic Facilities.

Note: For a facility shared by multiple teams, calculate per team cost by dividing total facility expenditures by number of teams using facility or by using the percentage of time used by each team.

INTERSCHOLASTIC ATHLETIC OPPORTUNITIES DISCLOSURE FORM 20.1

2019 - 2020 School Year

School: East Hills MS - 4956

Page 4 - Section 1: Comments

LEA: Bethlehem Area SD - 120481002

Please Provide All Applicable Comments Below

For Best Results, Compose In A Word Processor, Copy And Paste To The Formula Bar Above, Then Press Enter.

Input Is Limited To 100 Characters

Empty text area for providing comments.

INTERSCHOLASTIC ATHLETIC OPPORTUNITIES DISCLOSURE FORM 20.1

2019 - 2020 School Year

School: East Hills MS - 4956

Page 5 - Section 1: Gender and Race/Ethnicity Information

LEA: Bethlehem Area SD - 120481002

Gender	School Totals								Athletic Program Totals							
	Race/Ethnicity Code								Race/Ethnicity Code							
	American Indian/Alaskan Native	Black/African American (Not Hispanic)	Hispanic (Any Race)	White/Caucasian (Not Hispanic)	Multi-Racial (Not Hispanic)	Asian (Not Hispanic)	Native Hawaiian or Other Pacific Islander (Not Hispanic)	Total	American Indian/Alaskan Native	Black/African American (Not Hispanic)	Hispanic (Any Race)	White/Caucasian (Not Hispanic)	Multi-Racial (Not Hispanic)	Asian (Not Hispanic)	Native Hawaiian or Other Pacific Islander (Not Hispanic)	Total
Male	0	33	128	204	*	12	*	383	0	0	0	0	0	0	0	0
Female	0	42	99	178	*	26	*	356	0	0	0	0	0	0	0	0
Total	0	75	227	382	*	38	*	739	0	0	0	0	0	0	0	0

Note: Some information has been redacted in order to protect individual identification

INTERSCHOLASTIC ATHLETIC OPPORTUNITIES DISCLOSURE FORM 20.1

2019 - 2020 School Year

Page 1 - Section 1: General Information

Ver 20.1

LEA & School Information

LEA Name:	Bethlehem Area SD
LEA AUN:	120481002
School Name:	Nitschmann MS
School Number:	3463

School Enrollment Data

		Grade	Boys	Girls	Total
		7th	134	135	269
		8th	142	132	274
		9th	0	0	0
		10th	0	0	0
		11th	0	0	0
		12th	0	0	0
		Total	276	267	543

Contact Information

Name of LEAs Title IX Compliance Officer:	Russell Giordano, Chief Human Resources Officer		
Telephone Number:	610-861-0500	Extension:	60226
Email Address:	rgiordano@basdschools.org		
Name of Individual Completing This Form:	Fred Harris, Administrative Athletic Director and Frank Pearn, Business Manager		
Telephone Number:	610-861-0500 ext. 50950 or 60216	Extension:	50950
Email Address:	fharris@basdschools.org or fpearn@basdschools.org		

Interscholastic Team Sponsorship

Does This School Sponsor Any Interscholastic Athletic Teams? (Yes or No)	[Make Selection From Drop-Down List]
---	---------------------------------------



If Your Answer To The Above Question Is No, **Stop!**
 If You Have Athletes Playing For Another School, Please Explain On Page 4.
 Otherwise, You Do Not Need To Complete The Remainder Of The Survey For This School.
[Please Submit Per The Instructions Provided.](#)

INTERSCHOLASTIC ATHLETIC OPPORTUNITIES DISCLOSURE FORM 20.1

2019 - 2020 School Year

School: Nitschmann MS - 3463

Page 2 - Section 1: Team Information

LEA: Bethlehem Area SD - 120481002

TEAM MEMBERSHIP														COACHES & TRAINERS																	
Sport	Boys/Girls	Level	Total Number of Participants (As Of The Day Of The First Scheduled Team Competition)			Season(s) Team Competes			Team History <i>(Format =YYYY, e.g. 1955)</i>				Total Number of Competitions Scheduled Per Season				Total Number of Competitions Played Per Season				NUMBER OF COACHES PER TEAM				PERCENTAGE OF TIME SPENT BY EACH ATHLETIC TRAINER WITH EACH TEAM						
			Boys	Girls	TOTAL	F	W	S	Year Established ¹	Year of Demotion	Year of Elimination	Year of Reinstatement	F	W	S	Total	F	W	S	Total	Head		Assistant		Trainer 1	Trainer 2	Trainer 3	Trainer 4			
																					Full Time	Part Time	Full Time	Part Time							
Baseball	Boys	Varsity			0									0					0								0.00%	0.00%	0.00%	0.00%	
Basketball	Boys	Varsity			0									0					0									0.00%	0.00%	0.00%	0.00%
Bowling	Boys	Varsity			0									0					0									0.00%	0.00%	0.00%	0.00%
Cross Country	Boys	Varsity			0									0					0									0.00%	0.00%	0.00%	0.00%
Football	Boys	Varsity			0									0					0									0.00%	0.00%	0.00%	0.00%
Golf	Boys	Varsity			0									0					0									0.00%	0.00%	0.00%	0.00%
Lacrosse	Boys	Varsity			0									0					0									0.00%	0.00%	0.00%	0.00%
Rifle	Boys	Varsity			0									0					0									0.00%	0.00%	0.00%	0.00%
Soccer	Boys	Varsity			0									0					0									0.00%	0.00%	0.00%	0.00%
Swimming and Diving	Boys	Varsity			0									0					0									0.00%	0.00%	0.00%	0.00%
Tennis	Boys	Varsity			0									0					0									0.00%	0.00%	0.00%	0.00%
Track & Field (Indoor)	Boys	Varsity			0									0					0									0.00%	0.00%	0.00%	0.00%
Track & Field (Outdoor)	Boys	Varsity			0									0					0									0.00%	0.00%	0.00%	0.00%
Volleyball	Boys	Varsity			0									0					0									0.00%	0.00%	0.00%	0.00%
Water Polo	Boys	Varsity			0									0					0									0.00%	0.00%	0.00%	0.00%
Wrestling	Boys	Varsity			0									0					0									0.00%	0.00%	0.00%	0.00%
Baseball	Boys	Jr Varsity			0									0					0									0.00%	0.00%	0.00%	0.00%
Basketball	Boys	Jr Varsity			0									0					0									0.00%	0.00%	0.00%	0.00%
Bowling	Boys	Jr Varsity			0									0					0									0.00%	0.00%	0.00%	0.00%
Cross Country	Boys	Jr Varsity			0									0					0									0.00%	0.00%	0.00%	0.00%
Football	Boys	Jr Varsity			0									0					0									0.00%	0.00%	0.00%	0.00%
Golf	Boys	Jr Varsity			0									0					0									0.00%	0.00%	0.00%	0.00%
Lacrosse	Boys	Jr Varsity			0									0					0									0.00%	0.00%	0.00%	0.00%
Rifle	Boys	Jr Varsity			0									0					0									0.00%	0.00%	0.00%	0.00%
Soccer	Boys	Jr Varsity			0									0					0									0.00%	0.00%	0.00%	0.00%
Swimming and Diving	Boys	Jr Varsity			0									0					0									0.00%	0.00%	0.00%	0.00%
Tennis	Boys	Jr Varsity			0									0					0									0.00%	0.00%	0.00%	0.00%
Track & Field (Indoor)	Boys	Jr Varsity			0									0					0									0.00%	0.00%	0.00%	0.00%
Track & Field (Outdoor)	Boys	Jr Varsity			0									0					0									0.00%	0.00%	0.00%	0.00%
Volleyball	Boys	Jr Varsity			0									0					0									0.00%	0.00%	0.00%	0.00%
Water Polo	Boys	Jr Varsity			0									0					0									0.00%	0.00%	0.00%	0.00%
Wrestling	Boys	Jr Varsity			0									0					0									0.00%	0.00%	0.00%	0.00%
Baseball	Boys	Freshman			0									0					0									0.00%	0.00%	0.00%	0.00%
Basketball	Boys	Freshman			0									0					0									0.00%	0.00%	0.00%	0.00%
Bowling	Boys	Freshman			0									0					0									0.00%	0.00%	0.00%	0.00%
Cross Country	Boys	Freshman			0									0					0									0.00%	0.00%	0.00%	0.00%
Football	Boys	Freshman			0									0					0									0.00%	0.00%	0.00%	0.00%
Golf	Boys	Freshman			0									0					0									0.00%	0.00%	0.00%	0.00%
Lacrosse	Boys	Freshman			0									0					0									0.00%	0.00%	0.00%	0.00%
Rifle	Boys	Freshman			0									0					0									0.00%	0.00%	0.00%	0.00%

INTERSCHOLASTIC ATHLETIC OPPORTUNITIES DISCLOSURE FORM 20.1

2019 - 2020 School Year

School: Nitschmann MS - 3463

Page 2 - Section 1: Team Information

LEA: Bethlehem Area SD - 120481002

TEAM MEMBERSHIP														COACHES & TRAINERS															
Sport	Boys/Girls	Level	Total Number of Participants (As Of The Day Of The First Scheduled Team Competition)			Season(s) Team Competes			Team History <i>(Format =YYYY, e.g. 1955)</i>				Total Number of Competitions Scheduled Per Season				Total Number of Competitions Played Per Season				NUMBER OF COACHES PER TEAM				PERCENTAGE OF TIME SPENT BY EACH ATHLETIC TRAINER WITH EACH TEAM				
			Boys	Girls	TOTAL	F	W	S	Year Established ¹	Year of Demotion	Year of Elimination	Year of Reinstatement	F	W	S	Total	F	W	S	Total	Head		Assistant		Trainer 1	Trainer 2	Trainer 3	Trainer 4	
																					Full Time	Part Time	Full Time	Part Time					
Soccer	Boys	Freshman			0									0				0							0.00%	0.00%	0.00%	0.00%	
Swimming and Diving	Boys	Freshman			0									0				0								0.00%	0.00%	0.00%	0.00%
Tennis	Boys	Freshman			0									0				0								0.00%	0.00%	0.00%	0.00%
Track & Field (Indoor)	Boys	Freshman			0									0				0								0.00%	0.00%	0.00%	0.00%
Track & Field (Outdoor)	Boys	Freshman			0									0				0								0.00%	0.00%	0.00%	0.00%
Volleyball	Boys	Freshman			0									0				0								0.00%	0.00%	0.00%	0.00%
Water Polo	Boys	Freshman			0									0				0								0.00%	0.00%	0.00%	0.00%
Wrestling	Boys	Freshman			0									0				0								0.00%	0.00%	0.00%	0.00%
Baseball	Boys	8th Grade			0									0				0								0.00%	0.00%	0.00%	0.00%
Basketball	Boys	8th Grade	22		22		Yes		1983					16		16		16		16			1		1	10.00%	0.00%	0.00%	0.00%
Bowling	Boys	8th Grade			0									0				0								0.00%	0.00%	0.00%	0.00%
Cross Country	Boys	8th Grade	22		22	Yes			1983				8		8	8		8			1		1			10.00%	0.00%	0.00%	0.00%
Football	Boys	8th Grade	45		45	Yes			1983				8		8	8		8			1		1			20.00%	0.00%	0.00%	0.00%
Golf	Boys	8th Grade			0									0				0								0.00%	0.00%	0.00%	0.00%
Lacrosse	Boys	8th Grade			0									0				0								0.00%	0.00%	0.00%	0.00%
Rifle	Boys	8th Grade			0									0				0								0.00%	0.00%	0.00%	0.00%
Soccer	Boys	8th Grade	17		17			Yes	1983					16	16		0	0			1		1			10.00%	0.00%	0.00%	0.00%
Swimming and Diving	Boys	8th Grade			0									0				0								0.00%	0.00%	0.00%	0.00%
Tennis	Boys	8th Grade			0									0				0								0.00%	0.00%	0.00%	0.00%
Track & Field (Indoor)	Boys	8th Grade			0									0				0								0.00%	0.00%	0.00%	0.00%
Track & Field (Outdoor)	Boys	8th Grade			0									0				0								0.00%	0.00%	0.00%	0.00%
Volleyball	Boys	8th Grade			0									0				0								0.00%	0.00%	0.00%	0.00%
Water Polo	Boys	8th Grade			0									0				0								0.00%	0.00%	0.00%	0.00%
Wrestling	Boys	8th Grade			0									0				0								0.00%	0.00%	0.00%	0.00%
Baseball	Boys	7th Grade			0									0				0								0.00%	0.00%	0.00%	0.00%
Basketball	Boys	7th Grade			0									0				0								0.00%	0.00%	0.00%	0.00%
Bowling	Boys	7th Grade			0									0				0								0.00%	0.00%	0.00%	0.00%
Cross Country	Boys	7th Grade			0									0				0								0.00%	0.00%	0.00%	0.00%
Football	Boys	7th Grade			0									0				0								0.00%	0.00%	0.00%	0.00%

INTERSCHOLASTIC ATHLETIC OPPORTUNITIES DISCLOSURE FORM 20.1

2019 - 2020 School Year

School: Nitschmann MS - 3463

Page 2 - Section 1: Team Information

LEA: Bethlehem Area SD - 120481002

TEAM MEMBERSHIP														COACHES & TRAINERS																
Sport	Boys/Girls	Level	Total Number of Participants (As Of The Day Of The First Scheduled Team Competition)			Season(s) Team Competes			Team History (Format =YYYY, e.g. 1955)				Total Number of Competitions Scheduled Per Season				Total Number of Competitions Played Per Season				NUMBER OF COACHES PER TEAM				PERCENTAGE OF TIME SPENT BY EACH ATHLETIC TRAINER WITH EACH TEAM					
			Boys	Girls	TOTAL	F	W	S	Year Established ¹	Year of Demotion	Year of Elimination	Year of Reinstatement	F	W	S	Total	F	W	S	Total	Head		Assistant		Trainer 1	Trainer 2	Trainer 3	Trainer 4		
																					Full Time	Part Time	Full Time	Part Time						
Golf	Boys	7th Grade			0									0					0								0.00%	0.00%	0.00%	0.00%
Lacrosse	Boys	7th Grade			0									0					0								0.00%	0.00%	0.00%	0.00%
Rifle	Boys	7th Grade			0									0					0								0.00%	0.00%	0.00%	0.00%
Soccer	Boys	7th Grade			0									0					0								0.00%	0.00%	0.00%	0.00%
Swimming and Diving	Boys	7th Grade			0									0					0								0.00%	0.00%	0.00%	0.00%
Tennis	Boys	7th Grade			0									0					0								0.00%	0.00%	0.00%	0.00%
Track & Field (Indoor)	Boys	7th Grade			0									0					0								0.00%	0.00%	0.00%	0.00%
Track & Field (Outdoor)	Boys	7th Grade			0									0					0								0.00%	0.00%	0.00%	0.00%
Volleyball	Boys	7th Grade			0									0					0								0.00%	0.00%	0.00%	0.00%
Water Polo	Boys	7th Grade			0									0					0								0.00%	0.00%	0.00%	0.00%
Wrestling	Boys	7th Grade			0									0					0								0.00%	0.00%	0.00%	0.00%
Basketball	Girls	Varsity			0									0					0								0.00%	0.00%	0.00%	0.00%
Bowling	Girls	Varsity			0									0					0								0.00%	0.00%	0.00%	0.00%
Competitive Spirit	Girls	Varsity			0									0					0								0.00%	0.00%	0.00%	0.00%
Cross Country	Girls	Varsity			0									0					0								0.00%	0.00%	0.00%	0.00%
Field Hockey	Girls	Varsity			0									0					0								0.00%	0.00%	0.00%	0.00%
Golf	Girls	Varsity			0									0					0								0.00%	0.00%	0.00%	0.00%
Gymnastics	Girls	Varsity			0									0					0								0.00%	0.00%	0.00%	0.00%
Lacrosse	Girls	Varsity			0									0					0								0.00%	0.00%	0.00%	0.00%
Rifle	Girls	Varsity			0									0					0								0.00%	0.00%	0.00%	0.00%
Soccer	Girls	Varsity			0									0					0								0.00%	0.00%	0.00%	0.00%
Softball, Fast Pitch	Girls	Varsity			0									0					0								0.00%	0.00%	0.00%	0.00%
Swimming and Diving	Girls	Varsity			0									0					0								0.00%	0.00%	0.00%	0.00%
Tennis	Girls	Varsity			0									0					0								0.00%	0.00%	0.00%	0.00%
Track & Field (Indoor)	Girls	Varsity			0									0					0								0.00%	0.00%	0.00%	0.00%
Track & Field (Outdoor)	Girls	Varsity			0									0					0								0.00%	0.00%	0.00%	0.00%
Volleyball	Girls	Varsity			0									0					0								0.00%	0.00%	0.00%	0.00%
Water Polo	Girls	Varsity			0									0					0								0.00%	0.00%	0.00%	0.00%
Basketball	Girls	Jr Varsity			0									0					0								0.00%	0.00%	0.00%	0.00%
Bowling	Girls	Jr Varsity			0									0					0								0.00%	0.00%	0.00%	0.00%
Competitive Spirit	Girls	Jr Varsity			0									0					0								0.00%	0.00%	0.00%	0.00%
Cross Country	Girls	Jr Varsity			0									0					0								0.00%	0.00%	0.00%	0.00%
Field Hockey	Girls	Jr Varsity			0									0					0								0.00%	0.00%	0.00%	0.00%
Golf	Girls	Jr Varsity			0									0					0								0.00%	0.00%	0.00%	0.00%
Gymnastics	Girls	Jr Varsity			0									0					0								0.00%	0.00%	0.00%	0.00%
Lacrosse	Girls	Jr Varsity			0									0					0								0.00%	0.00%	0.00%	0.00%
Rifle	Girls	Jr Varsity			0									0					0								0.00%	0.00%	0.00%	0.00%
Soccer	Girls	Jr Varsity			0									0					0								0.00%	0.00%	0.00%	0.00%

INTERSCHOLASTIC ATHLETIC OPPORTUNITIES DISCLOSURE FORM 20.1

2019 - 2020 School Year

School: Nitschmann MS - 3463

Page 2 - Section 1: Team Information

LEA: Bethlehem Area SD - 120481002

TEAM MEMBERSHIP														COACHES & TRAINERS																	
Sport	Boys/Girls	Level	Total Number of Participants (As Of The Day Of The First Scheduled Team Competition)			Season(s) Team Competes			Team History <small>(Format =YYYY, e.g. 1955)</small>				Total Number of Competitions Scheduled Per Season				Total Number of Competitions Played Per Season				NUMBER OF COACHES PER TEAM				PERCENTAGE OF TIME SPENT BY EACH ATHLETIC TRAINER WITH EACH TEAM						
			Boys	Girls	TOTAL	F	W	S	Year Established ¹	Year of Demotion	Year of Elimination	Year of Reinstatement	F	W	S	Total	F	W	S	Total	Head		Assistant		Trainer 1	Trainer 2	Trainer 3	Trainer 4			
																					Full Time	Part Time	Full Time	Part Time					100.00%	0.00%	0.00%
Softball, Fast Pitch	Girls	Jr Varsity			0									0					0								0.00%	0.00%	0.00%	0.00%	
Swimming and Diving	Girls	Jr Varsity			0									0					0									0.00%	0.00%	0.00%	0.00%
Tennis	Girls	Jr Varsity			0									0					0									0.00%	0.00%	0.00%	0.00%
Track & Field (Indoor)	Girls	Jr Varsity			0									0					0									0.00%	0.00%	0.00%	0.00%
Track & Field (Outdoor)	Girls	Jr Varsity			0									0					0									0.00%	0.00%	0.00%	0.00%
Volleyball	Girls	Jr Varsity			0									0					0									0.00%	0.00%	0.00%	0.00%
Water Polo	Girls	Jr Varsity			0									0					0									0.00%	0.00%	0.00%	0.00%
Basketball	Girls	Freshman			0									0					0									0.00%	0.00%	0.00%	0.00%
Bowling	Girls	Freshman			0									0					0									0.00%	0.00%	0.00%	0.00%
Competitive Spirit	Girls	Freshman			0									0					0									0.00%	0.00%	0.00%	0.00%
Cross Country	Girls	Freshman			0									0					0									0.00%	0.00%	0.00%	0.00%
Field Hockey	Girls	Freshman			0									0					0									0.00%	0.00%	0.00%	0.00%
Golf	Girls	Freshman			0									0					0									0.00%	0.00%	0.00%	0.00%
Gymnastics	Girls	Freshman			0									0					0									0.00%	0.00%	0.00%	0.00%
Lacrosse	Girls	Freshman			0									0					0									0.00%	0.00%	0.00%	0.00%
Rifle	Girls	Freshman			0									0					0									0.00%	0.00%	0.00%	0.00%
Soccer	Girls	Freshman			0									0					0									0.00%	0.00%	0.00%	0.00%
Softball, Fast Pitch	Girls	Freshman			0									0					0									0.00%	0.00%	0.00%	0.00%
Swimming and Diving	Girls	Freshman			0									0					0									0.00%	0.00%	0.00%	0.00%
Tennis	Girls	Freshman			0									0					0									0.00%	0.00%	0.00%	0.00%
Track & Field (Indoor)	Girls	Freshman			0									0					0									0.00%	0.00%	0.00%	0.00%
Track & Field (Outdoor)	Girls	Freshman			0									0					0									0.00%	0.00%	0.00%	0.00%
Volleyball	Girls	Freshman			0									0					0									0.00%	0.00%	0.00%	0.00%
Water Polo	Girls	Freshman			0									0					0									0.00%	0.00%	0.00%	0.00%
Basketball	Girls	8th Grade		20	20		Yes		1983					18	18		18	18			1	1					10.00%	0.00%	0.00%	0.00%	
Bowling	Girls	8th Grade			0									0					0									0.00%	0.00%	0.00%	0.00%
Competitive Spirit	Girls	8th Grade			0									0					0									0.00%	0.00%	0.00%	0.00%
Cross Country	Girls	8th Grade		28	28	Yes			1983				7	7		7	7		7			1					0.00%	0.00%	0.00%	0.00%	
Field Hockey	Girls	8th Grade		23	23	Yes			1998				16	16		16	16		16			1	1				10.00%	0.00%	0.00%	0.00%	
Golf	Girls	8th Grade			0									0					0									0.00%	0.00%	0.00%	0.00%

INTERSCHOLASTIC ATHLETIC OPPORTUNITIES DISCLOSURE FORM 20.1

2019 - 2020 School Year

School: Nitschmann MS - 3463

Page 2 - Section 1: Team Information

LEA: Bethlehem Area SD - 120481002

TEAM MEMBERSHIP														COACHES & TRAINERS																		
Sport	Boys/Girls	Level	Total Number of Participants (As Of The Day Of The First Scheduled Team Competition)			Season(s) Team Competes			Team History <i>(Format =YYYY, e.g. 1955)</i>				Total Number of Competitions Scheduled Per Season				Total Number of Competitions Played Per Season				NUMBER OF COACHES PER TEAM				PERCENTAGE OF TIME SPENT BY EACH ATHLETIC TRAINER WITH EACH TEAM							
			Boys	Girls	TOTAL	F	W	S	Year Established ¹	Year of Demotion	Year of Elimination	Year of Reinstatement	F	W	S	Total	F	W	S	Total	Head		Assistant		Trainer 1	Trainer 2	Trainer 3	Trainer 4				
																					Full Time	Part Time	Full Time	Part Time								
Gymnastics	Girls	8th Grade			0									0				0								0.00%	0.00%	0.00%	0.00%			
Lacrosse	Girls	8th Grade			0									0				0									0.00%	0.00%	0.00%	0.00%		
Rifle	Girls	8th Grade			0									0				0									0.00%	0.00%	0.00%	0.00%		
Soccer	Girls	8th Grade		18	18			Yes	1986								0	0			1		1			10.00%	0.00%	0.00%	0.00%			
Softball, Fast Pitch	Girls	8th Grade		20	20			Yes	1986								16	16			0		0			1		1	10.00%	0.00%	0.00%	0.00%
Swimming and Diving	Girls	8th Grade			0									0				0									0.00%	0.00%	0.00%	0.00%		
Tennis	Girls	8th Grade			0									0				0									0.00%	0.00%	0.00%	0.00%		
Track & Field (Indoor)	Girls	8th Grade			0									0				0									0.00%	0.00%	0.00%	0.00%		
Track & Field (Outdoor)	Girls	8th Grade			0									0				0									0.00%	0.00%	0.00%	0.00%		
Volleyball	Girls	8th Grade		16	16	Yes			1983					16			16	16			16			16		1		1	10.00%	0.00%	0.00%	0.00%
Water Polo	Girls	8th Grade			0									0				0									0.00%	0.00%	0.00%	0.00%		
Basketball	Girls	7th Grade			0									0				0									0.00%	0.00%	0.00%	0.00%		
Bowling	Girls	7th Grade			0									0				0									0.00%	0.00%	0.00%	0.00%		
Competitive Spirit	Girls	7th Grade			0									0				0									0.00%	0.00%	0.00%	0.00%		
Cross Country	Girls	7th Grade			0									0				0									0.00%	0.00%	0.00%	0.00%		
Field Hockey	Girls	7th Grade			0									0				0									0.00%	0.00%	0.00%	0.00%		
Golf	Girls	7th Grade			0									0				0									0.00%	0.00%	0.00%	0.00%		
Gymnastics	Girls	7th Grade			0									0				0									0.00%	0.00%	0.00%	0.00%		
Lacrosse	Girls	7th Grade			0									0				0									0.00%	0.00%	0.00%	0.00%		
Rifle	Girls	7th Grade			0									0				0									0.00%	0.00%	0.00%	0.00%		
Soccer	Girls	7th Grade			0									0				0									0.00%	0.00%	0.00%	0.00%		
Softball, Fast Pitch	Girls	7th Grade			0									0				0									0.00%	0.00%	0.00%	0.00%		
Swimming and Diving	Girls	7th Grade			0									0				0									0.00%	0.00%	0.00%	0.00%		
Tennis	Girls	7th Grade			0									0				0									0.00%	0.00%	0.00%	0.00%		
Track & Field (Indoor)	Girls	7th Grade			0									0				0									0.00%	0.00%	0.00%	0.00%		
Track & Field (Outdoor)	Girls	7th Grade			0									0				0									0.00%	0.00%	0.00%	0.00%		
Volleyball	Girls	7th Grade			0									0				0									0.00%	0.00%	0.00%	0.00%		
Water Polo	Girls	7th Grade			0									0				0									0.00%	0.00%	0.00%	0.00%		

INTERSCHOLASTIC ATHLETIC OPPORTUNITIES DISCLOSURE FORM 20.1

2019 - 2020 School Year

School: Nitschmann MS - 3463

Page 3 - Section 1: Financial Information

LEA: Bethlehem Area SD - 120481002

ATHLETIC EXPENDITURES

Team	Boys/Girls	Level	Total Annual School Team Expenditures	SCHOOL'S ANNUAL EXPENDITURES FOR EACH TEAM							NON-SCHOOL (BOOSTER CLUBS, ALUMNI & OTHER NON-SCHOOL) CONTRIBUTIONS & PURCHASES				
				Travel ¹	Uniforms ²	Supplies and Equipment ³	Facilities ⁴	Other	Coaching Staff Compensation per Sport per Season			Total Compensation For All Athletic Trainers Per Academic Year	List total value of contributions per team	List total value of purchases per team	
									Fall	Winter	Spring				
			Totals	\$17,901.44	\$709.83	\$7,248.33	\$12,547.25	\$10,882.43		\$25,971.37	\$18,505.97	\$12,346.95	\$20,000.00	\$0.00	\$0.00
Baseball	Boys	Varsity	\$0.00											\$0.00	\$0.00
Basketball	Boys	Varsity	\$0.00											\$0.00	\$0.00
Bowling	Boys	Varsity	\$0.00											\$0.00	\$0.00
Cross Country	Boys	Varsity	\$0.00											\$0.00	\$0.00
Football	Boys	Varsity	\$0.00											\$0.00	\$0.00
Golf	Boys	Varsity	\$0.00											\$0.00	\$0.00
Lacrosse	Boys	Varsity	\$0.00											\$0.00	\$0.00
Rifle	Boys	Varsity	\$0.00											\$0.00	\$0.00
Soccer	Boys	Varsity	\$0.00											\$0.00	\$0.00
Swimming and Diving	Boys	Varsity	\$0.00											\$0.00	\$0.00
Tennis	Boys	Varsity	\$0.00											\$0.00	\$0.00
Track & Field (Indoor)	Boys	Varsity	\$0.00											\$0.00	\$0.00
Track & Field (Outdoor)	Boys	Varsity	\$0.00											\$0.00	\$0.00
Volleyball	Boys	Varsity	\$0.00											\$0.00	\$0.00
Water Polo	Boys	Varsity	\$0.00											\$0.00	\$0.00
Wrestling	Boys	Varsity	\$0.00											\$0.00	\$0.00
Baseball	Boys	Jr Varsity	\$0.00											\$0.00	\$0.00
Basketball	Boys	Jr Varsity	\$0.00											\$0.00	\$0.00
Bowling	Boys	Jr Varsity	\$0.00											\$0.00	\$0.00
Cross Country	Boys	Jr Varsity	\$0.00											\$0.00	\$0.00
Football	Boys	Jr Varsity	\$0.00											\$0.00	\$0.00
Golf	Boys	Jr Varsity	\$0.00											\$0.00	\$0.00
Lacrosse	Boys	Jr Varsity	\$0.00											\$0.00	\$0.00
Rifle	Boys	Jr Varsity	\$0.00											\$0.00	\$0.00
Soccer	Boys	Jr Varsity	\$0.00											\$0.00	\$0.00
Swimming and Diving	Boys	Jr Varsity	\$0.00											\$0.00	\$0.00
Tennis	Boys	Jr Varsity	\$0.00											\$0.00	\$0.00
Track & Field (Indoor)	Boys	Jr Varsity	\$0.00											\$0.00	\$0.00
Track & Field (Outdoor)	Boys	Jr Varsity	\$0.00											\$0.00	\$0.00
Volleyball	Boys	Jr Varsity	\$0.00											\$0.00	\$0.00
Water Polo	Boys	Jr Varsity	\$0.00											\$0.00	\$0.00
Wrestling	Boys	Jr Varsity	\$0.00											\$0.00	\$0.00
Baseball	Boys	Freshman	\$0.00											\$0.00	\$0.00
Basketball	Boys	Freshman	\$0.00											\$0.00	\$0.00
Bowling	Boys	Freshman	\$0.00											\$0.00	\$0.00
Cross Country	Boys	Freshman	\$0.00											\$0.00	\$0.00
Football	Boys	Freshman	\$0.00											\$0.00	\$0.00
Golf	Boys	Freshman	\$0.00											\$0.00	\$0.00
Lacrosse	Boys	Freshman	\$0.00											\$0.00	\$0.00
Rifle	Boys	Freshman	\$0.00											\$0.00	\$0.00
Soccer	Boys	Freshman	\$0.00											\$0.00	\$0.00
Swimming and Diving	Boys	Freshman	\$0.00											\$0.00	\$0.00
Tennis	Boys	Freshman	\$0.00											\$0.00	\$0.00
Track & Field (Indoor)	Boys	Freshman	\$0.00											\$0.00	\$0.00
Track & Field (Outdoor)	Boys	Freshman	\$0.00											\$0.00	\$0.00
Volleyball	Boys	Freshman	\$0.00											\$0.00	\$0.00
Water Polo	Boys	Freshman	\$0.00											\$0.00	\$0.00
Wrestling	Boys	Freshman	\$0.00											\$0.00	\$0.00
Baseball	Boys	8th Grade	\$0.00											\$0.00	\$0.00
Basketball	Boys	8th Grade	\$20,647.12	\$4,266.47	\$0.00	\$1,230.01	\$4,499.14	\$2,024.69		\$8,626.81				\$0.00	\$0.00
Bowling	Boys	8th Grade	\$0.00											\$0.00	\$0.00
Cross Country	Boys	8th Grade	\$2,673.33	\$1,026.48	\$0.00	\$0.00	\$0.00	\$0.00	\$1,646.85					\$0.00	\$0.00
Football	Boys	8th Grade	\$16,110.32	\$877.91	\$709.83	\$1,408.86	\$181.51	\$3,049.11	\$9,883.10					\$0.00	\$0.00
Golf	Boys	8th Grade	\$0.00											\$0.00	\$0.00
Lacrosse	Boys	8th Grade	\$0.00											\$0.00	\$0.00
Rifle	Boys	8th Grade	\$0.00											\$0.00	\$0.00

INTERSCHOLASTIC ATHLETIC OPPORTUNITIES DISCLOSURE FORM 20.1

2019 - 2020 School Year

School: Nitschmann MS - 3463

Page 3 - Section 1: Financial Information

LEA: Bethlehem Area SD - 120481002

ATHLETIC EXPENDITURES

Team	Boys/Girls	Level	Total Annual School Team Expenditures	SCHOOL'S ANNUAL EXPENDITURES FOR EACH TEAM							NON-SCHOOL (BOOSTER CLUBS, ALUMNI & OTHER NON-SCHOOL) CONTRIBUTIONS & PURCHASES				
				Travel ¹	Uniforms ²	Supplies and Equipment ³	Facilities ⁴	Other	Coaching Staff Compensation per Sport per Season			Total Compensation For All Athletic Trainers Per Academic Year	List total value of contributions per team	List total value of purchases per team	
									Fall	Winter	Spring				
Totals				\$17,901.44	\$709.83	\$7,248.33	\$12,547.25	\$10,882.43	\$0.00	\$25,971.37	\$18,505.97	\$12,346.95	\$20,000.00	\$0.00	\$0.00
Soccer	Boys	8th Grade	\$3,445.14	\$0.00	\$0.00	\$266.25	\$180.13	\$0.00				\$2,998.76		\$0.00	\$0.00
Swimming and Diving	Boys	8th Grade	\$0.00											\$0.00	\$0.00
Tennis	Boys	8th Grade	\$0.00											\$0.00	\$0.00
Track & Field (Indoor)	Boys	8th Grade	\$0.00											\$0.00	\$0.00
Track & Field (Outdoor)	Boys	8th Grade	\$0.00											\$0.00	\$0.00
Volleyball	Boys	8th Grade	\$0.00											\$0.00	\$0.00
Water Polo	Boys	8th Grade	\$0.00											\$0.00	\$0.00
Wrestling	Boys	8th Grade	\$0.00											\$0.00	\$0.00
Baseball	Boys	7th Grade	\$0.00											\$0.00	\$0.00
Basketball	Boys	7th Grade	\$0.00											\$0.00	\$0.00
Bowling	Boys	7th Grade	\$0.00											\$0.00	\$0.00
Cross Country	Boys	7th Grade	\$0.00											\$0.00	\$0.00
Football	Boys	7th Grade	\$0.00											\$0.00	\$0.00
Golf	Boys	7th Grade	\$0.00											\$0.00	\$0.00
Lacrosse	Boys	7th Grade	\$0.00											\$0.00	\$0.00
Rifle	Boys	7th Grade	\$0.00											\$0.00	\$0.00
Soccer	Boys	7th Grade	\$0.00											\$0.00	\$0.00
Swimming and Diving	Boys	7th Grade	\$0.00											\$0.00	\$0.00
Tennis	Boys	7th Grade	\$0.00											\$0.00	\$0.00
Track & Field (Indoor)	Boys	7th Grade	\$0.00											\$0.00	\$0.00
Track & Field (Outdoor)	Boys	7th Grade	\$0.00											\$0.00	\$0.00
Volleyball	Boys	7th Grade	\$0.00											\$0.00	\$0.00
Water Polo	Boys	7th Grade	\$0.00											\$0.00	\$0.00
Wrestling	Boys	7th Grade	\$0.00											\$0.00	\$0.00
Basketball	Girls	Varsity	\$0.00											\$0.00	\$0.00
Bowling	Girls	Varsity	\$0.00											\$0.00	\$0.00
Competitive Spirit	Girls	Varsity	\$0.00											\$0.00	\$0.00
Cross Country	Girls	Varsity	\$0.00											\$0.00	\$0.00
Field Hockey	Girls	Varsity	\$0.00											\$0.00	\$0.00
Golf	Girls	Varsity	\$0.00											\$0.00	\$0.00
Gymnastics	Girls	Varsity	\$0.00											\$0.00	\$0.00
Lacrosse	Girls	Varsity	\$0.00											\$0.00	\$0.00
Rifle	Girls	Varsity	\$0.00											\$0.00	\$0.00
Soccer	Girls	Varsity	\$0.00											\$0.00	\$0.00
Softball, Fast Pitch	Girls	Varsity	\$0.00											\$0.00	\$0.00
Swimming and Diving	Girls	Varsity	\$0.00											\$0.00	\$0.00
Tennis	Girls	Varsity	\$0.00											\$0.00	\$0.00
Track & Field (Indoor)	Girls	Varsity	\$0.00											\$0.00	\$0.00
Track & Field (Outdoor)	Girls	Varsity	\$0.00											\$0.00	\$0.00
Volleyball	Girls	Varsity	\$0.00											\$0.00	\$0.00
Water Polo	Girls	Varsity	\$0.00											\$0.00	\$0.00
Basketball	Girls	Jr Varsity	\$0.00											\$0.00	\$0.00
Bowling	Girls	Jr Varsity	\$0.00											\$0.00	\$0.00
Competitive Spirit	Girls	Jr Varsity	\$0.00											\$0.00	\$0.00
Cross Country	Girls	Jr Varsity	\$0.00											\$0.00	\$0.00
Field Hockey	Girls	Jr Varsity	\$0.00											\$0.00	\$0.00
Golf	Girls	Jr Varsity	\$0.00											\$0.00	\$0.00
Gymnastics	Girls	Jr Varsity	\$0.00											\$0.00	\$0.00
Lacrosse	Girls	Jr Varsity	\$0.00											\$0.00	\$0.00
Rifle	Girls	Jr Varsity	\$0.00											\$0.00	\$0.00
Soccer	Girls	Jr Varsity	\$0.00											\$0.00	\$0.00
Softball, Fast Pitch	Girls	Jr Varsity	\$0.00											\$0.00	\$0.00
Swimming and Diving	Girls	Jr Varsity	\$0.00											\$0.00	\$0.00
Tennis	Girls	Jr Varsity	\$0.00											\$0.00	\$0.00
Track & Field (Indoor)	Girls	Jr Varsity	\$0.00											\$0.00	\$0.00
Track & Field (Outdoor)	Girls	Jr Varsity	\$0.00											\$0.00	\$0.00
Volleyball	Girls	Jr Varsity	\$0.00											\$0.00	\$0.00

INTERSCHOLASTIC ATHLETIC OPPORTUNITIES DISCLOSURE FORM 20.1

2019 - 2020 School Year

School: Nitschmann MS - 3463

Page 3 - Section 1: Financial Information

LEA: Bethlehem Area SD - 120481002

ATHLETIC EXPENDITURES

Team	Boys/Girls	Level	Total Annual School Team Expenditures	SCHOOL'S ANNUAL EXPENDITURES FOR EACH TEAM							NON-SCHOOL (BOOSTER CLUBS, ALUMNI & OTHER NON-SCHOOL) CONTRIBUTIONS & PURCHASES			
				Travel ¹	Uniforms ²	Supplies and Equipment ³	Facilities ⁴	Other	Coaching Staff Compensation per Sport per Season			Total Compensation For All Athletic Trainers Per Academic Year	List total value of contributions per team	List total value of purchases per team
									Fall	Winter	Spring			
Totals			\$17,901.44	\$709.83	\$7,248.33	\$12,547.25	\$10,882.43	\$25,971.37	\$18,505.97	\$12,346.95	\$20,000.00	\$0.00	\$0.00	
Water Polo	Girls	Jr Varsity	\$0.00									\$0.00	\$0.00	
Basketball	Girls	Freshman	\$0.00									\$0.00	\$0.00	
Bowling	Girls	Freshman	\$0.00									\$0.00	\$0.00	
Competitive Spirit	Girls	Freshman	\$0.00									\$0.00	\$0.00	
Cross Country	Girls	Freshman	\$0.00									\$0.00	\$0.00	
Field Hockey	Girls	Freshman	\$0.00									\$0.00	\$0.00	
Golf	Girls	Freshman	\$0.00									\$0.00	\$0.00	
Gymnastics	Girls	Freshman	\$0.00									\$0.00	\$0.00	
Lacrosse	Girls	Freshman	\$0.00									\$0.00	\$0.00	
Rifle	Girls	Freshman	\$0.00									\$0.00	\$0.00	
Soccer	Girls	Freshman	\$0.00									\$0.00	\$0.00	
Softball, Fast Pitch	Girls	Freshman	\$0.00									\$0.00	\$0.00	
Swimming and Diving	Girls	Freshman	\$0.00									\$0.00	\$0.00	
Tennis	Girls	Freshman	\$0.00									\$0.00	\$0.00	
Track & Field (Indoor)	Girls	Freshman	\$0.00									\$0.00	\$0.00	
Track & Field (Outdoor)	Girls	Freshman	\$0.00									\$0.00	\$0.00	
Volleyball	Girls	Freshman	\$0.00									\$0.00	\$0.00	
Water Polo	Girls	Freshman	\$0.00									\$0.00	\$0.00	
Basketball	Girls	8th Grade	\$20,207.16	\$3,202.20	\$0.00	\$275.34	\$4,090.13	\$2,760.33		\$9,879.16		\$0.00	\$0.00	
Bowling	Girls	8th Grade	\$0.00									\$0.00	\$0.00	
Competitive Spirit	Girls	8th Grade	\$0.00									\$0.00	\$0.00	
Cross Country	Girls	8th Grade	\$3,402.40	\$1,306.42	\$0.00	\$0.00	\$0.00	\$0.00	\$2,095.98			\$0.00	\$0.00	
Field Hockey	Girls	8th Grade	\$12,560.23	\$2,770.69	\$0.00	\$1,648.94	\$45.74	\$1,922.63	\$6,172.23			\$0.00	\$0.00	
Golf	Girls	8th Grade	\$0.00									\$0.00	\$0.00	
Gymnastics	Girls	8th Grade	\$0.00									\$0.00	\$0.00	
Lacrosse	Girls	8th Grade	\$0.00									\$0.00	\$0.00	
Rifle	Girls	8th Grade	\$0.00									\$0.00	\$0.00	
Soccer	Girls	8th Grade	\$3,647.80	\$0.00	\$0.00	\$281.91	\$190.73	\$0.00		\$3,175.16		\$0.00	\$0.00	
Softball, Fast Pitch	Girls	8th Grade	\$6,928.08	\$0.00	\$0.00	\$667.28	\$87.77	\$0.00		\$6,173.03		\$0.00	\$0.00	
Swimming and Diving	Girls	8th Grade	\$0.00									\$0.00	\$0.00	
Tennis	Girls	8th Grade	\$0.00									\$0.00	\$0.00	
Track & Field (Indoor)	Girls	8th Grade	\$0.00									\$0.00	\$0.00	
Track & Field (Outdoor)	Girls	8th Grade	\$0.00									\$0.00	\$0.00	
Volleyball	Girls	8th Grade	\$16,491.99	\$4,451.27	\$0.00	\$1,469.74	\$3,272.10	\$1,125.67	\$6,173.21			\$0.00	\$0.00	
Water Polo	Girls	8th Grade	\$0.00									\$0.00	\$0.00	
Basketball	Girls	7th Grade	\$0.00									\$0.00	\$0.00	
Bowling	Girls	7th Grade	\$0.00									\$0.00	\$0.00	
Competitive Spirit	Girls	7th Grade	\$0.00									\$0.00	\$0.00	
Cross Country	Girls	7th Grade	\$0.00									\$0.00	\$0.00	
Field Hockey	Girls	7th Grade	\$0.00									\$0.00	\$0.00	
Golf	Girls	7th Grade	\$0.00									\$0.00	\$0.00	
Gymnastics	Girls	7th Grade	\$0.00									\$0.00	\$0.00	
Lacrosse	Girls	7th Grade	\$0.00									\$0.00	\$0.00	
Rifle	Girls	7th Grade	\$0.00									\$0.00	\$0.00	
Soccer	Girls	7th Grade	\$0.00									\$0.00	\$0.00	
Softball, Fast Pitch	Girls	7th Grade	\$0.00									\$0.00	\$0.00	
Swimming and Diving	Girls	7th Grade	\$0.00									\$0.00	\$0.00	
Tennis	Girls	7th Grade	\$0.00									\$0.00	\$0.00	
Track & Field (Indoor)	Girls	7th Grade	\$0.00									\$0.00	\$0.00	
Track & Field (Outdoor)	Girls	7th Grade	\$0.00									\$0.00	\$0.00	
Volleyball	Girls	7th Grade	\$0.00									\$0.00	\$0.00	
Water Polo	Girls	7th Grade	\$0.00									\$0.00	\$0.00	

¹ Travel (transportation, housing furnished during travel & per diem dining allowances).

² Purchase and/or Replacement of Athletic Uniforms (clothing for practice & competition).

³ Purchase and/or Replacement of Equipment and Supplies.

⁴ Expenditures for Construction, Renovation, Maintenance, Rental, Expansion and Repair of Athletic Facilities.

INTERSCHOLASTIC ATHLETIC OPPORTUNITIES DISCLOSURE FORM 20.1

2019 - 2020 School Year

School: Nitschmann MS - 3463

Page 3 - Section 1: Financial Information

LEA: Bethlehem Area SD - 120481002

ATHLETIC EXPENDITURES

Team	Boys/Girls	Level	Total Annual School Team Expenditures	SCHOOL'S ANNUAL EXPENDITURES FOR EACH TEAM							NON-SCHOOL (BOOSTER CLUBS, ALUMNI & OTHER NON-SCHOOL) CONTRIBUTIONS & PURCHASES			
				Travel ¹	Uniforms ²	Supplies and Equipment ³	Facilities ⁴	Other	Coaching Staff Compensation per Sport per Season			Total Compensation For All Athletic Trainers Per Academic Year	List total value of contributions per team	List total value of purchases per team
									Fall	Winter	Spring			
			Totals	\$17,901.44	\$709.83	\$7,248.33	\$12,547.25	\$10,882.43	\$25,971.37	\$18,505.97	\$12,346.95	\$20,000.00	\$0.00	\$0.00

Note: For a facility shared by multiple teams, calculate per team cost by dividing total facility expenditures by number of teams using facility or by using the percentage of time used by each team.

INTERSCHOLASTIC ATHLETIC OPPORTUNITIES DISCLOSURE FORM 20.1

2019 - 2020 School Year

School: Nitschmann MS - 3463

Page 4 - Section 1: Comments

LEA: Bethlehem Area SD - 120481002

Please Provide All Applicable Comments Below

For Best Results, Compose In A Word Processor, Copy And Paste To The Formula Bar Above, Then Press Enter.

Input Is Limited To 100 Characters

INTERSCHOLASTIC ATHLETIC OPPORTUNITIES DISCLOSURE FORM 20.1

2019 - 2020 School Year

School: Nitschmann MS - 3463

Page 5 - Section 1: Gender and Race/Ethnicity Information

LEA: Bethlehem Area SD - 120481002

Gender	School Totals								Athletic Program Totals							
	Race/Ethnicity Code								Race/Ethnicity Code							
	American Indian/Alaskan Native	Black/African American (Not Hispanic)	Hispanic (Any Race)	White/Caucasian (Not Hispanic)	Multi-Racial (Not Hispanic)	Asian (Not Hispanic)	Native Hawaiian or Other Pacific Islander (Not Hispanic)	Total	American Indian/Alaskan Native	Black/African American (Not Hispanic)	Hispanic (Any Race)	White/Caucasian (Not Hispanic)	Multi-Racial (Not Hispanic)	Asian (Not Hispanic)	Native Hawaiian or Other Pacific Islander (Not Hispanic)	Total
Male	0	22	78	157	*	*	0	276	0	0	0	0	0	0	0	0
Female	*	18	85	144	*	*	0	267	0	0	0	0	0	0	0	0
Total	*	40	163	301	*	*	0	543	0	0	0	0	0	0	0	0

Note: Some information has been redacted in order to protect individual identification

INTERSCHOLASTIC ATHLETIC OPPORTUNITIES DISCLOSURE FORM 20.1

2019 - 2020 School Year

Page 1 - Section 1: General Information

Ver 20.1

LEA & School Information

LEA Name:	Bethlehem Area SD
LEA AUN:	120481002
School Name:	Northeast MS
School Number:	3462

School Enrollment Data

		Grade	Boys	Girls	Total
		7th	133	111	244
		8th	131	134	265
		9th	0	0	0
		10th	0	0	0
		11th	0	0	0
		12th	0	0	0
		Total	264	245	509

Contact Information

Name of LEAs Title IX Compliance Officer:	Russell Giordano, Chief Human Resources Officer		
Telephone Number:	610-861-0500	Extension:	60226
Email Address:	rgiordano@basdschools.org		
Name of Individual Completing This Form:	Fred Harris, Administrative Athletic Director and Frank Pearn, Business Manager		
Telephone Number:	610-861-0500 ext. 50950 or 60216	Extension:	50950
Email Address:	fharris@basdschools.org or fpearn@basdschools.org		

Interscholastic Team Sponsorship

Does This School Sponsor Any Interscholastic Athletic Teams? (Yes or No)	[Make Selection From Drop-Down List]
---	---------------------------------------



If Your Answer To The Above Question Is No, **Stop!**
 If You Have Athletes Playing For Another School, Please Explain On Page 4.
 Otherwise, You Do Not Need To Complete The Remainder Of The Survey For This School.
[Please Submit Per The Instructions Provided.](#)

INTERSCHOLASTIC ATHLETIC OPPORTUNITIES DISCLOSURE FORM 20.1

2019 - 2020 School Year

School: Northeast MS - 3462

Page 2 - Section 1: Team Information

LEA: Bethlehem Area SD - 120481002

TEAM MEMBERSHIP														COACHES & TRAINERS																	
Sport	Boys/Girls	Level	Total Number of Participants (As Of The Day Of The First Scheduled Team Competition)			Season(s) Team Competes			Team History (Format =YYYY, e.g. 1955)				Total Number of Competitions Scheduled Per Season				Total Number of Competitions Played Per Season				NUMBER OF COACHES PER TEAM				PERCENTAGE OF TIME SPENT BY EACH ATHLETIC TRAINER WITH EACH TEAM						
			Boys	Girls	TOTAL	F	W	S	Year Established ¹	Year of Demotion	Year of Elimination	Year of Reinstatement	F	W	S	Total	F	W	S	Total	Head		Assistant		Trainer 1	Trainer 2	Trainer 3	Trainer 4			
																					Full Time	Part Time	Full Time	Part Time							
Baseball	Boys	Varsity			0									0					0								0.00%	0.00%	0.00%	0.00%	
Basketball	Boys	Varsity			0									0					0									0.00%	0.00%	0.00%	0.00%
Bowling	Boys	Varsity			0									0					0									0.00%	0.00%	0.00%	0.00%
Cross Country	Boys	Varsity			0									0					0									0.00%	0.00%	0.00%	0.00%
Football	Boys	Varsity			0									0					0									0.00%	0.00%	0.00%	0.00%
Golf	Boys	Varsity			0									0					0									0.00%	0.00%	0.00%	0.00%
Lacrosse	Boys	Varsity			0									0					0									0.00%	0.00%	0.00%	0.00%
Rifle	Boys	Varsity			0									0					0									0.00%	0.00%	0.00%	0.00%
Soccer	Boys	Varsity			0									0					0									0.00%	0.00%	0.00%	0.00%
Swimming and Diving	Boys	Varsity			0									0					0									0.00%	0.00%	0.00%	0.00%
Tennis	Boys	Varsity			0									0					0									0.00%	0.00%	0.00%	0.00%
Track & Field (Indoor)	Boys	Varsity			0									0					0									0.00%	0.00%	0.00%	0.00%
Track & Field (Outdoor)	Boys	Varsity			0									0					0									0.00%	0.00%	0.00%	0.00%
Volleyball	Boys	Varsity			0									0					0									0.00%	0.00%	0.00%	0.00%
Water Polo	Boys	Varsity			0									0					0									0.00%	0.00%	0.00%	0.00%
Wrestling	Boys	Varsity			0									0					0									0.00%	0.00%	0.00%	0.00%
Baseball	Boys	Jr Varsity			0									0					0									0.00%	0.00%	0.00%	0.00%
Basketball	Boys	Jr Varsity			0									0					0									0.00%	0.00%	0.00%	0.00%
Bowling	Boys	Jr Varsity			0									0					0									0.00%	0.00%	0.00%	0.00%
Cross Country	Boys	Jr Varsity			0									0					0									0.00%	0.00%	0.00%	0.00%
Football	Boys	Jr Varsity			0									0					0									0.00%	0.00%	0.00%	0.00%
Golf	Boys	Jr Varsity			0									0					0									0.00%	0.00%	0.00%	0.00%
Lacrosse	Boys	Jr Varsity			0									0					0									0.00%	0.00%	0.00%	0.00%
Rifle	Boys	Jr Varsity			0									0					0									0.00%	0.00%	0.00%	0.00%
Soccer	Boys	Jr Varsity			0									0					0									0.00%	0.00%	0.00%	0.00%
Swimming and Diving	Boys	Jr Varsity			0									0					0									0.00%	0.00%	0.00%	0.00%
Tennis	Boys	Jr Varsity			0									0					0									0.00%	0.00%	0.00%	0.00%
Track & Field (Indoor)	Boys	Jr Varsity			0									0					0									0.00%	0.00%	0.00%	0.00%
Track & Field (Outdoor)	Boys	Jr Varsity			0									0					0									0.00%	0.00%	0.00%	0.00%
Volleyball	Boys	Jr Varsity			0									0					0									0.00%	0.00%	0.00%	0.00%
Water Polo	Boys	Jr Varsity			0									0					0									0.00%	0.00%	0.00%	0.00%
Wrestling	Boys	Jr Varsity			0									0					0									0.00%	0.00%	0.00%	0.00%
Baseball	Boys	Freshman			0									0					0									0.00%	0.00%	0.00%	0.00%
Basketball	Boys	Freshman			0									0					0									0.00%	0.00%	0.00%	0.00%
Bowling	Boys	Freshman			0									0					0									0.00%	0.00%	0.00%	0.00%
Cross Country	Boys	Freshman			0									0					0									0.00%	0.00%	0.00%	0.00%
Football	Boys	Freshman			0									0					0									0.00%	0.00%	0.00%	0.00%
Golf	Boys	Freshman			0									0					0									0.00%	0.00%	0.00%	0.00%
Lacrosse	Boys	Freshman			0									0					0									0.00%	0.00%	0.00%	0.00%
Rifle	Boys	Freshman			0									0					0									0.00%	0.00%	0.00%	0.00%

INTERSCHOLASTIC ATHLETIC OPPORTUNITIES DISCLOSURE FORM 20.1

2019 - 2020 School Year

School: Northeast MS - 3462

Page 2 - Section 1: Team Information

LEA: Bethlehem Area SD - 120481002

TEAM MEMBERSHIP														COACHES & TRAINERS																
Sport	Boys/Girls	Level	Total Number of Participants (As Of The Day Of The First Scheduled Team Competition)			Season(s) Team Competes			Team History <i>(Format =YYYY, e.g. 1955)</i>				Total Number of Competitions Scheduled Per Season				Total Number of Competitions Played Per Season				NUMBER OF COACHES PER TEAM				PERCENTAGE OF TIME SPENT BY EACH ATHLETIC TRAINER WITH EACH TEAM					
			Boys	Girls	TOTAL	F	W	S	Year Established ¹	Year of Demotion	Year of Elimination	Year of Reinstatement	F	W	S	Total	F	W	S	Total	Head		Assistant		Trainer 1	Trainer 2	Trainer 3	Trainer 4		
																					Full Time	Part Time	Full Time	Part Time						
Soccer	Boys	Freshman			0									0				0								0.00%	0.00%	0.00%	0.00%	
Swimming and Diving	Boys	Freshman			0									0				0									0.00%	0.00%	0.00%	0.00%
Tennis	Boys	Freshman			0									0				0									0.00%	0.00%	0.00%	0.00%
Track & Field (Indoor)	Boys	Freshman			0									0				0									0.00%	0.00%	0.00%	0.00%
Track & Field (Outdoor)	Boys	Freshman			0									0				0									0.00%	0.00%	0.00%	0.00%
Volleyball	Boys	Freshman			0									0				0									0.00%	0.00%	0.00%	0.00%
Water Polo	Boys	Freshman			0									0				0									0.00%	0.00%	0.00%	0.00%
Wrestling	Boys	Freshman			0									0				0									0.00%	0.00%	0.00%	0.00%
Baseball	Boys	8th Grade			0									0				0									0.00%	0.00%	0.00%	0.00%
Basketball	Boys	8th Grade	22		22		Yes		1983					16		16		16		16			1		1		10.00%	0.00%	0.00%	0.00%
Bowling	Boys	8th Grade			0									0				0									0.00%	0.00%	0.00%	0.00%
Cross Country	Boys	8th Grade	20		20	Yes			1983				8		8	8		8		8		1		1		10.00%	0.00%	0.00%	0.00%	
Football	Boys	8th Grade	42		42	Yes			1983				8		8	8		8		8		1		1		20.00%	0.00%	0.00%	0.00%	
Golf	Boys	8th Grade			0									0				0									0.00%	0.00%	0.00%	0.00%
Lacrosse	Boys	8th Grade			0									0				0									0.00%	0.00%	0.00%	0.00%
Rifle	Boys	8th Grade			0									0				0									0.00%	0.00%	0.00%	0.00%
Soccer	Boys	8th Grade	23		23			Yes	1983					16	16		0	0		0		1		1		10.00%	0.00%	0.00%	0.00%	
Swimming and Diving	Boys	8th Grade			0									0				0									0.00%	0.00%	0.00%	0.00%
Tennis	Boys	8th Grade			0									0				0									0.00%	0.00%	0.00%	0.00%
Track & Field (Indoor)	Boys	8th Grade			0									0				0									0.00%	0.00%	0.00%	0.00%
Track & Field (Outdoor)	Boys	8th Grade			0									0				0									0.00%	0.00%	0.00%	0.00%
Volleyball	Boys	8th Grade			0									0				0									0.00%	0.00%	0.00%	0.00%
Water Polo	Boys	8th Grade			0									0				0									0.00%	0.00%	0.00%	0.00%
Wrestling	Boys	8th Grade			0									0				0									0.00%	0.00%	0.00%	0.00%
Baseball	Boys	7th Grade			0									0				0									0.00%	0.00%	0.00%	0.00%
Basketball	Boys	7th Grade			0									0				0									0.00%	0.00%	0.00%	0.00%
Bowling	Boys	7th Grade			0									0				0									0.00%	0.00%	0.00%	0.00%
Cross Country	Boys	7th Grade			0									0				0									0.00%	0.00%	0.00%	0.00%
Football	Boys	7th Grade			0									0				0									0.00%	0.00%	0.00%	0.00%

INTERSCHOLASTIC ATHLETIC OPPORTUNITIES DISCLOSURE FORM 20.1

2019 - 2020 School Year

School: Northeast MS - 3462

Page 2 - Section 1: Team Information

LEA: Bethlehem Area SD - 120481002

TEAM MEMBERSHIP														COACHES & TRAINERS																	
Sport	Boys/Girls	Level	Total Number of Participants (As Of The Day Of The First Scheduled Team Competition)			Season(s) Team Competes			Team History <i>(Format =YYYY, e.g. 1955)</i>				Total Number of Competitions Scheduled Per Season				Total Number of Competitions Played Per Season				NUMBER OF COACHES PER TEAM				PERCENTAGE OF TIME SPENT BY EACH ATHLETIC TRAINER WITH EACH TEAM						
			Boys	Girls	TOTAL	F	W	S	Year Established ¹	Year of Demotion	Year of Elimination	Year of Reinstatement	F	W	S	Total	F	W	S	Total	Head		Assistant		Trainer 1	Trainer 2	Trainer 3	Trainer 4			
																					Full Time	Part Time	Full Time	Part Time					100.00%	0.00%	0.00%
Golf	Boys	7th Grade			0									0					0								0.00%	0.00%	0.00%	0.00%	
Lacrosse	Boys	7th Grade			0									0					0									0.00%	0.00%	0.00%	0.00%
Rifle	Boys	7th Grade			0									0					0									0.00%	0.00%	0.00%	0.00%
Soccer	Boys	7th Grade			0									0					0									0.00%	0.00%	0.00%	0.00%
Swimming and Diving	Boys	7th Grade			0									0					0									0.00%	0.00%	0.00%	0.00%
Tennis	Boys	7th Grade			0									0					0									0.00%	0.00%	0.00%	0.00%
Track & Field (Indoor)	Boys	7th Grade			0									0					0									0.00%	0.00%	0.00%	0.00%
Track & Field (Outdoor)	Boys	7th Grade			0									0					0									0.00%	0.00%	0.00%	0.00%
Volleyball	Boys	7th Grade			0									0					0									0.00%	0.00%	0.00%	0.00%
Water Polo	Boys	7th Grade			0									0					0									0.00%	0.00%	0.00%	0.00%
Wrestling	Boys	7th Grade			0									0					0									0.00%	0.00%	0.00%	0.00%
Basketball	Girls	Varsity			0									0					0									0.00%	0.00%	0.00%	0.00%
Bowling	Girls	Varsity			0									0					0									0.00%	0.00%	0.00%	0.00%
Competitive Spirit	Girls	Varsity			0									0					0									0.00%	0.00%	0.00%	0.00%
Cross Country	Girls	Varsity			0									0					0									0.00%	0.00%	0.00%	0.00%
Field Hockey	Girls	Varsity			0									0					0									0.00%	0.00%	0.00%	0.00%
Golf	Girls	Varsity			0									0					0									0.00%	0.00%	0.00%	0.00%
Gymnastics	Girls	Varsity			0									0					0									0.00%	0.00%	0.00%	0.00%
Lacrosse	Girls	Varsity			0									0					0									0.00%	0.00%	0.00%	0.00%
Rifle	Girls	Varsity			0									0					0									0.00%	0.00%	0.00%	0.00%
Soccer	Girls	Varsity			0									0					0									0.00%	0.00%	0.00%	0.00%
Softball, Fast Pitch	Girls	Varsity			0									0					0									0.00%	0.00%	0.00%	0.00%
Swimming and Diving	Girls	Varsity			0									0					0									0.00%	0.00%	0.00%	0.00%
Tennis	Girls	Varsity			0									0					0									0.00%	0.00%	0.00%	0.00%
Track & Field (Indoor)	Girls	Varsity			0									0					0									0.00%	0.00%	0.00%	0.00%
Track & Field (Outdoor)	Girls	Varsity			0									0					0									0.00%	0.00%	0.00%	0.00%
Volleyball	Girls	Varsity			0									0					0									0.00%	0.00%	0.00%	0.00%
Water Polo	Girls	Varsity			0									0					0									0.00%	0.00%	0.00%	0.00%
Basketball	Girls	Jr Varsity			0									0					0									0.00%	0.00%	0.00%	0.00%
Bowling	Girls	Jr Varsity			0									0					0									0.00%	0.00%	0.00%	0.00%
Competitive Spirit	Girls	Jr Varsity			0									0					0									0.00%	0.00%	0.00%	0.00%
Cross Country	Girls	Jr Varsity			0									0					0									0.00%	0.00%	0.00%	0.00%
Field Hockey	Girls	Jr Varsity			0									0					0									0.00%	0.00%	0.00%	0.00%
Golf	Girls	Jr Varsity			0									0					0									0.00%	0.00%	0.00%	0.00%
Gymnastics	Girls	Jr Varsity			0									0					0									0.00%	0.00%	0.00%	0.00%
Lacrosse	Girls	Jr Varsity			0									0					0									0.00%	0.00%	0.00%	0.00%
Rifle	Girls	Jr Varsity			0									0					0									0.00%	0.00%	0.00%	0.00%
Soccer	Girls	Jr Varsity			0									0					0									0.00%	0.00%	0.00%	0.00%

INTERSCHOLASTIC ATHLETIC OPPORTUNITIES DISCLOSURE FORM 20.1

2019 - 2020 School Year

School: Northeast MS - 3462

Page 2 - Section 1: Team Information

LEA: Bethlehem Area SD - 120481002

TEAM MEMBERSHIP														COACHES & TRAINERS																	
Sport	Boys/Girls	Level	Total Number of Participants (As Of The Day Of The First Scheduled Team Competition)			Season(s) Team Competes			Team History <small>(Format =YYYY, e.g. 1955)</small>				Total Number of Competitions Scheduled Per Season				Total Number of Competitions Played Per Season				NUMBER OF COACHES PER TEAM				PERCENTAGE OF TIME SPENT BY EACH ATHLETIC TRAINER WITH EACH TEAM						
			Boys	Girls	TOTAL	F	W	S	Year Established ¹	Year of Demotion	Year of Elimination	Year of Reinstatement	F	W	S	Total	F	W	S	Total	Head		Assistant		Trainer 1	Trainer 2	Trainer 3	Trainer 4			
																					Full Time	Part Time	Full Time	Part Time					100.00%	0.00%	0.00%
Softball, Fast Pitch	Girls	Jr Varsity			0									0					0								0.00%	0.00%	0.00%	0.00%	
Swimming and Diving	Girls	Jr Varsity			0									0					0									0.00%	0.00%	0.00%	0.00%
Tennis	Girls	Jr Varsity			0									0					0									0.00%	0.00%	0.00%	0.00%
Track & Field (Indoor)	Girls	Jr Varsity			0									0					0									0.00%	0.00%	0.00%	0.00%
Track & Field (Outdoor)	Girls	Jr Varsity			0									0					0									0.00%	0.00%	0.00%	0.00%
Volleyball	Girls	Jr Varsity			0									0					0									0.00%	0.00%	0.00%	0.00%
Water Polo	Girls	Jr Varsity			0									0					0									0.00%	0.00%	0.00%	0.00%
Basketball	Girls	Freshman			0									0					0									0.00%	0.00%	0.00%	0.00%
Bowling	Girls	Freshman			0									0					0									0.00%	0.00%	0.00%	0.00%
Competitive Spirit	Girls	Freshman			0									0					0									0.00%	0.00%	0.00%	0.00%
Cross Country	Girls	Freshman			0									0					0									0.00%	0.00%	0.00%	0.00%
Field Hockey	Girls	Freshman			0									0					0									0.00%	0.00%	0.00%	0.00%
Golf	Girls	Freshman			0									0					0									0.00%	0.00%	0.00%	0.00%
Gymnastics	Girls	Freshman			0									0					0									0.00%	0.00%	0.00%	0.00%
Lacrosse	Girls	Freshman			0									0					0									0.00%	0.00%	0.00%	0.00%
Rifle	Girls	Freshman			0									0					0									0.00%	0.00%	0.00%	0.00%
Soccer	Girls	Freshman			0									0					0									0.00%	0.00%	0.00%	0.00%
Softball, Fast Pitch	Girls	Freshman			0									0					0									0.00%	0.00%	0.00%	0.00%
Swimming and Diving	Girls	Freshman			0									0					0									0.00%	0.00%	0.00%	0.00%
Tennis	Girls	Freshman			0									0					0									0.00%	0.00%	0.00%	0.00%
Track & Field (Indoor)	Girls	Freshman			0									0					0									0.00%	0.00%	0.00%	0.00%
Track & Field (Outdoor)	Girls	Freshman			0									0					0									0.00%	0.00%	0.00%	0.00%
Volleyball	Girls	Freshman			0									0					0									0.00%	0.00%	0.00%	0.00%
Water Polo	Girls	Freshman			0									0					0									0.00%	0.00%	0.00%	0.00%
Basketball	Girls	8th Grade		16	16		Yes		1983					18	18		18	18			1	1					10.00%	0.00%	0.00%	0.00%	
Bowling	Girls	8th Grade			0									0					0									0.00%	0.00%	0.00%	0.00%
Competitive Spirit	Girls	8th Grade			0									0					0									0.00%	0.00%	0.00%	0.00%
Cross Country	Girls	8th Grade		26	26	Yes			1983				7	7	7	7		7			1	1					0.00%	0.00%	0.00%	0.00%	
Field Hockey	Girls	8th Grade		7	7	Yes			1998				16	16				0			1	1					10.00%	0.00%	0.00%	0.00%	
Golf	Girls	8th Grade			0									0					0									0.00%	0.00%	0.00%	0.00%

INTERSCHOLASTIC ATHLETIC OPPORTUNITIES DISCLOSURE FORM 20.1

2019 - 2020 School Year

School: Northeast MS - 3462

Page 2 - Section 1: Team Information

LEA: Bethlehem Area SD - 120481002

TEAM MEMBERSHIP														COACHES & TRAINERS														
Sport	Boys/Girls	Level	Total Number of Participants (As Of The Day Of The First Scheduled Team Competition)			Season(s) Team Competes			Team History <i>(Format =YYYY, e.g. 1955)</i>				Total Number of Competitions Scheduled Per Season				Total Number of Competitions Played Per Season				NUMBER OF COACHES PER TEAM				PERCENTAGE OF TIME SPENT BY EACH ATHLETIC TRAINER WITH EACH TEAM			
			Boys	Girls	TOTAL	F	W	S	Year Established ¹	Year of Demotion	Year of Elimination	Year of Reinstatement	F	W	S	Total	F	W	S	Total	Head		Assistant		Trainer 1	Trainer 2	Trainer 3	Trainer 4
																					Full Time	Part Time	Full Time	Part Time				
Gymnastics	Girls	8th Grade			0									0				0							0.00%	0.00%	0.00%	0.00%
Lacrosse	Girls	8th Grade			0									0				0							0.00%	0.00%	0.00%	0.00%
Rifle	Girls	8th Grade			0									0				0							0.00%	0.00%	0.00%	0.00%
Soccer	Girls	8th Grade		16	16			Yes	1986					0	0			16	16		1		1		10.00%	0.00%	0.00%	0.00%
Softball, Fast Pitch	Girls	8th Grade		18	18			Yes	1986					0	0			16	16		1		1		10.00%	0.00%	0.00%	0.00%
Swimming and Diving	Girls	8th Grade			0									0				0							0.00%	0.00%	0.00%	0.00%
Tennis	Girls	8th Grade			0									0				0							0.00%	0.00%	0.00%	0.00%
Track & Field (Indoor)	Girls	8th Grade			0									0				0							0.00%	0.00%	0.00%	0.00%
Track & Field (Outdoor)	Girls	8th Grade			0									0				0							0.00%	0.00%	0.00%	0.00%
Volleyball	Girls	8th Grade		16	16	Yes			1983					16			16	16		1		1		10.00%	0.00%	0.00%	0.00%	
Water Polo	Girls	8th Grade			0									0				0							0.00%	0.00%	0.00%	0.00%
Basketball	Girls	7th Grade			0									0				0							0.00%	0.00%	0.00%	0.00%
Bowling	Girls	7th Grade			0									0				0							0.00%	0.00%	0.00%	0.00%
Competitive Spirit	Girls	7th Grade			0									0				0							0.00%	0.00%	0.00%	0.00%
Cross Country	Girls	7th Grade			0									0				0							0.00%	0.00%	0.00%	0.00%
Field Hockey	Girls	7th Grade			0									0				0							0.00%	0.00%	0.00%	0.00%
Golf	Girls	7th Grade			0									0				0							0.00%	0.00%	0.00%	0.00%
Gymnastics	Girls	7th Grade			0									0				0							0.00%	0.00%	0.00%	0.00%
Lacrosse	Girls	7th Grade			0									0				0							0.00%	0.00%	0.00%	0.00%
Rifle	Girls	7th Grade			0									0				0							0.00%	0.00%	0.00%	0.00%
Soccer	Girls	7th Grade			0									0				0							0.00%	0.00%	0.00%	0.00%
Softball, Fast Pitch	Girls	7th Grade			0									0				0							0.00%	0.00%	0.00%	0.00%
Swimming and Diving	Girls	7th Grade			0									0				0							0.00%	0.00%	0.00%	0.00%
Tennis	Girls	7th Grade			0									0				0							0.00%	0.00%	0.00%	0.00%
Track & Field (Indoor)	Girls	7th Grade			0									0				0							0.00%	0.00%	0.00%	0.00%
Track & Field (Outdoor)	Girls	7th Grade			0									0				0							0.00%	0.00%	0.00%	0.00%
Volleyball	Girls	7th Grade			0									0				0							0.00%	0.00%	0.00%	0.00%
Water Polo	Girls	7th Grade			0									0				0							0.00%	0.00%	0.00%	0.00%

INTERSCHOLASTIC ATHLETIC OPPORTUNITIES DISCLOSURE FORM 20.1

2019 - 2020 School Year

School: Northeast MS - 3462

Page 3 - Section 1: Financial Information

LEA: Bethlehem Area SD - 120481002

ATHLETIC EXPENDITURES

Team	Boys/Girls	Level	Total Annual School Team Expenditures	SCHOOL'S ANNUAL EXPENDITURES FOR EACH TEAM							NON-SCHOOL (BOOSTER CLUBS, ALUMNI & OTHER NON-SCHOOL) CONTRIBUTIONS & PURCHASES			
				Travel ¹	Uniforms ²	Supplies and Equipment ³	Facilities ⁴	Other	Coaching Staff Compensation per Sport per Season			Total Compensation For All Athletic Trainers Per Academic Year	List total value of contributions per team	List total value of purchases per team
									Fall	Winter	Spring			
			Totals	\$14,693.08	\$2,677.04	\$8,505.13	\$524.94	\$11,481.86	\$21,490.24	\$19,743.09	\$14,972.62	\$20,000.00	\$0.00	\$0.00
Baseball	Boys	Varsity	\$0.00										\$0.00	\$0.00
Basketball	Boys	Varsity	\$0.00										\$0.00	\$0.00
Bowling	Boys	Varsity	\$0.00										\$0.00	\$0.00
Cross Country	Boys	Varsity	\$0.00										\$0.00	\$0.00
Football	Boys	Varsity	\$0.00										\$0.00	\$0.00
Golf	Boys	Varsity	\$0.00										\$0.00	\$0.00
Lacrosse	Boys	Varsity	\$0.00										\$0.00	\$0.00
Rifle	Boys	Varsity	\$0.00										\$0.00	\$0.00
Soccer	Boys	Varsity	\$0.00										\$0.00	\$0.00
Swimming and Diving	Boys	Varsity	\$0.00										\$0.00	\$0.00
Tennis	Boys	Varsity	\$0.00										\$0.00	\$0.00
Track & Field (Indoor)	Boys	Varsity	\$0.00										\$0.00	\$0.00
Track & Field (Outdoor)	Boys	Varsity	\$0.00										\$0.00	\$0.00
Volleyball	Boys	Varsity	\$0.00										\$0.00	\$0.00
Water Polo	Boys	Varsity	\$0.00										\$0.00	\$0.00
Wrestling	Boys	Varsity	\$0.00										\$0.00	\$0.00
Baseball	Boys	Jr Varsity	\$0.00										\$0.00	\$0.00
Basketball	Boys	Jr Varsity	\$0.00										\$0.00	\$0.00
Bowling	Boys	Jr Varsity	\$0.00										\$0.00	\$0.00
Cross Country	Boys	Jr Varsity	\$0.00										\$0.00	\$0.00
Football	Boys	Jr Varsity	\$0.00										\$0.00	\$0.00
Golf	Boys	Jr Varsity	\$0.00										\$0.00	\$0.00
Lacrosse	Boys	Jr Varsity	\$0.00										\$0.00	\$0.00
Rifle	Boys	Jr Varsity	\$0.00										\$0.00	\$0.00
Soccer	Boys	Jr Varsity	\$0.00										\$0.00	\$0.00
Swimming and Diving	Boys	Jr Varsity	\$0.00										\$0.00	\$0.00
Tennis	Boys	Jr Varsity	\$0.00										\$0.00	\$0.00
Track & Field (Indoor)	Boys	Jr Varsity	\$0.00										\$0.00	\$0.00
Track & Field (Outdoor)	Boys	Jr Varsity	\$0.00										\$0.00	\$0.00
Volleyball	Boys	Jr Varsity	\$0.00										\$0.00	\$0.00
Water Polo	Boys	Jr Varsity	\$0.00										\$0.00	\$0.00
Wrestling	Boys	Jr Varsity	\$0.00										\$0.00	\$0.00
Baseball	Boys	Freshman	\$0.00										\$0.00	\$0.00
Basketball	Boys	Freshman	\$0.00										\$0.00	\$0.00
Bowling	Boys	Freshman	\$0.00										\$0.00	\$0.00
Cross Country	Boys	Freshman	\$0.00										\$0.00	\$0.00
Football	Boys	Freshman	\$0.00										\$0.00	\$0.00
Golf	Boys	Freshman	\$0.00										\$0.00	\$0.00
Lacrosse	Boys	Freshman	\$0.00										\$0.00	\$0.00
Rifle	Boys	Freshman	\$0.00										\$0.00	\$0.00
Soccer	Boys	Freshman	\$0.00										\$0.00	\$0.00
Swimming and Diving	Boys	Freshman	\$0.00										\$0.00	\$0.00
Tennis	Boys	Freshman	\$0.00										\$0.00	\$0.00
Track & Field (Indoor)	Boys	Freshman	\$0.00										\$0.00	\$0.00
Track & Field (Outdoor)	Boys	Freshman	\$0.00										\$0.00	\$0.00
Volleyball	Boys	Freshman	\$0.00										\$0.00	\$0.00
Water Polo	Boys	Freshman	\$0.00										\$0.00	\$0.00
Wrestling	Boys	Freshman	\$0.00										\$0.00	\$0.00
Baseball	Boys	8th Grade	\$0.00										\$0.00	\$0.00
Basketball	Boys	8th Grade	\$17,485.64	\$4,174.02	\$0.00	\$609.20	\$0.00	\$2,839.37		\$9,863.05			\$0.00	\$0.00
Bowling	Boys	8th Grade	\$0.00										\$0.00	\$0.00
Cross Country	Boys	8th Grade	\$2,483.70	\$856.78	\$0.00	\$0.00	\$0.00	\$0.00	\$1,626.92				\$0.00	\$0.00
Football	Boys	8th Grade	\$18,399.94	\$1,216.97	\$2,677.04	\$1,183.12	\$394.56	\$3,046.80	\$9,881.45				\$0.00	\$0.00
Golf	Boys	8th Grade	\$0.00										\$0.00	\$0.00
Lacrosse	Boys	8th Grade	\$0.00										\$0.00	\$0.00
Rifle	Boys	8th Grade	\$0.00										\$0.00	\$0.00

INTERSCHOLASTIC ATHLETIC OPPORTUNITIES DISCLOSURE FORM 20.1

2019 - 2020 School Year

School: Northeast MS - 3462

Page 3 - Section 1: Financial Information

LEA: Bethlehem Area SD - 120481002

ATHLETIC EXPENDITURES

Team	Boys/Girls	Level	Total Annual School Team Expenditures	SCHOOL'S ANNUAL EXPENDITURES FOR EACH TEAM							NON-SCHOOL (BOOSTER CLUBS, ALUMNI & OTHER NON-SCHOOL) CONTRIBUTIONS & PURCHASES			
				Travel ¹	Uniforms ²	Supplies and Equipment ³	Facilities ⁴	Other	Coaching Staff Compensation per Sport per Season			Total Compensation For All Athletic Trainers Per Academic Year	List total value of contributions per team	List total value of purchases per team
									Fall	Winter	Spring			
Totals				\$14,693.08	\$2,677.04	\$8,505.13	\$524.94	\$11,481.86	\$21,490.24	\$19,743.09	\$14,972.62	\$20,000.00	\$0.00	\$0.00
Soccer	Boys	8th Grade	\$6,622.09	\$0.00	\$0.00	\$1,413.35	\$19.66	\$0.00			\$5,189.08		\$0.00	\$0.00
Swimming and Diving	Boys	8th Grade	\$0.00										\$0.00	\$0.00
Tennis	Boys	8th Grade	\$0.00										\$0.00	\$0.00
Track & Field (Indoor)	Boys	8th Grade	\$0.00										\$0.00	\$0.00
Track & Field (Outdoor)	Boys	8th Grade	\$0.00										\$0.00	\$0.00
Volleyball	Boys	8th Grade	\$0.00										\$0.00	\$0.00
Water Polo	Boys	8th Grade	\$0.00										\$0.00	\$0.00
Wrestling	Boys	8th Grade	\$0.00										\$0.00	\$0.00
Baseball	Boys	7th Grade	\$0.00										\$0.00	\$0.00
Basketball	Boys	7th Grade	\$0.00										\$0.00	\$0.00
Bowling	Boys	7th Grade	\$0.00										\$0.00	\$0.00
Cross Country	Boys	7th Grade	\$0.00										\$0.00	\$0.00
Football	Boys	7th Grade	\$0.00										\$0.00	\$0.00
Golf	Boys	7th Grade	\$0.00										\$0.00	\$0.00
Lacrosse	Boys	7th Grade	\$0.00										\$0.00	\$0.00
Rifle	Boys	7th Grade	\$0.00										\$0.00	\$0.00
Soccer	Boys	7th Grade	\$0.00										\$0.00	\$0.00
Swimming and Diving	Boys	7th Grade	\$0.00										\$0.00	\$0.00
Tennis	Boys	7th Grade	\$0.00										\$0.00	\$0.00
Track & Field (Indoor)	Boys	7th Grade	\$0.00										\$0.00	\$0.00
Track & Field (Outdoor)	Boys	7th Grade	\$0.00										\$0.00	\$0.00
Volleyball	Boys	7th Grade	\$0.00										\$0.00	\$0.00
Water Polo	Boys	7th Grade	\$0.00										\$0.00	\$0.00
Wrestling	Boys	7th Grade	\$0.00										\$0.00	\$0.00
Basketball	Girls	Varsity	\$0.00										\$0.00	\$0.00
Bowling	Girls	Varsity	\$0.00										\$0.00	\$0.00
Competitive Spirit	Girls	Varsity	\$0.00										\$0.00	\$0.00
Cross Country	Girls	Varsity	\$0.00										\$0.00	\$0.00
Field Hockey	Girls	Varsity	\$0.00										\$0.00	\$0.00
Golf	Girls	Varsity	\$0.00										\$0.00	\$0.00
Gymnastics	Girls	Varsity	\$0.00										\$0.00	\$0.00
Lacrosse	Girls	Varsity	\$0.00										\$0.00	\$0.00
Rifle	Girls	Varsity	\$0.00										\$0.00	\$0.00
Soccer	Girls	Varsity	\$0.00										\$0.00	\$0.00
Softball, Fast Pitch	Girls	Varsity	\$0.00										\$0.00	\$0.00
Swimming and Diving	Girls	Varsity	\$0.00										\$0.00	\$0.00
Tennis	Girls	Varsity	\$0.00										\$0.00	\$0.00
Track & Field (Indoor)	Girls	Varsity	\$0.00										\$0.00	\$0.00
Track & Field (Outdoor)	Girls	Varsity	\$0.00										\$0.00	\$0.00
Volleyball	Girls	Varsity	\$0.00										\$0.00	\$0.00
Water Polo	Girls	Varsity	\$0.00										\$0.00	\$0.00
Basketball	Girls	Jr Varsity	\$0.00										\$0.00	\$0.00
Bowling	Girls	Jr Varsity	\$0.00										\$0.00	\$0.00
Competitive Spirit	Girls	Jr Varsity	\$0.00										\$0.00	\$0.00
Cross Country	Girls	Jr Varsity	\$0.00										\$0.00	\$0.00
Field Hockey	Girls	Jr Varsity	\$0.00										\$0.00	\$0.00
Golf	Girls	Jr Varsity	\$0.00										\$0.00	\$0.00
Gymnastics	Girls	Jr Varsity	\$0.00										\$0.00	\$0.00
Lacrosse	Girls	Jr Varsity	\$0.00										\$0.00	\$0.00
Rifle	Girls	Jr Varsity	\$0.00										\$0.00	\$0.00
Soccer	Girls	Jr Varsity	\$0.00										\$0.00	\$0.00
Softball, Fast Pitch	Girls	Jr Varsity	\$0.00										\$0.00	\$0.00
Swimming and Diving	Girls	Jr Varsity	\$0.00										\$0.00	\$0.00
Tennis	Girls	Jr Varsity	\$0.00										\$0.00	\$0.00
Track & Field (Indoor)	Girls	Jr Varsity	\$0.00										\$0.00	\$0.00
Track & Field (Outdoor)	Girls	Jr Varsity	\$0.00										\$0.00	\$0.00
Volleyball	Girls	Jr Varsity	\$0.00										\$0.00	\$0.00

INTERSCHOLASTIC ATHLETIC OPPORTUNITIES DISCLOSURE FORM 20.1

2019 - 2020 School Year

School: Northeast MS - 3462

Page 3 - Section 1: Financial Information

LEA: Bethlehem Area SD - 120481002

ATHLETIC EXPENDITURES

Team	Boys/Girls	Level	Total Annual School Team Expenditures	SCHOOL'S ANNUAL EXPENDITURES FOR EACH TEAM							NON-SCHOOL (BOOSTER CLUBS, ALUMNI & OTHER NON-SCHOOL) CONTRIBUTIONS & PURCHASES			
				Travel ¹	Uniforms ²	Supplies and Equipment ³	Facilities ⁴	Other	Coaching Staff Compensation per Sport per Season			Total Compensation For All Athletic Trainers Per Academic Year	List total value of contributions per team	List total value of purchases per team
									Fall	Winter	Spring			
Totals			\$14,693.08	\$2,677.04	\$8,505.13	\$524.94	\$11,481.86	\$21,490.24	\$19,743.09	\$14,972.62	\$20,000.00	\$0.00	\$0.00	
Water Polo	Girls	Jr Varsity	\$0.00									\$0.00	\$0.00	
Basketball	Girls	Freshman	\$0.00									\$0.00	\$0.00	
Bowling	Girls	Freshman	\$0.00									\$0.00	\$0.00	
Competitive Spirit	Girls	Freshman	\$0.00									\$0.00	\$0.00	
Cross Country	Girls	Freshman	\$0.00									\$0.00	\$0.00	
Field Hockey	Girls	Freshman	\$0.00									\$0.00	\$0.00	
Golf	Girls	Freshman	\$0.00									\$0.00	\$0.00	
Gymnastics	Girls	Freshman	\$0.00									\$0.00	\$0.00	
Lacrosse	Girls	Freshman	\$0.00									\$0.00	\$0.00	
Rifle	Girls	Freshman	\$0.00									\$0.00	\$0.00	
Soccer	Girls	Freshman	\$0.00									\$0.00	\$0.00	
Softball, Fast Pitch	Girls	Freshman	\$0.00									\$0.00	\$0.00	
Swimming and Diving	Girls	Freshman	\$0.00									\$0.00	\$0.00	
Tennis	Girls	Freshman	\$0.00									\$0.00	\$0.00	
Track & Field (Indoor)	Girls	Freshman	\$0.00									\$0.00	\$0.00	
Track & Field (Outdoor)	Girls	Freshman	\$0.00									\$0.00	\$0.00	
Volleyball	Girls	Freshman	\$0.00									\$0.00	\$0.00	
Water Polo	Girls	Freshman	\$0.00									\$0.00	\$0.00	
Basketball	Girls	8th Grade	\$17,816.57	\$3,989.63	\$0.00	\$275.34	\$0.00	\$3,671.56		\$9,880.04		\$0.00	\$0.00	
Bowling	Girls	8th Grade	\$0.00									\$0.00	\$0.00	
Competitive Spirit	Girls	8th Grade	\$0.00									\$0.00	\$0.00	
Cross Country	Girls	8th Grade	\$3,228.82	\$1,113.82	\$0.00	\$0.00	\$0.00	\$0.00	\$2,115.00			\$0.00	\$0.00	
Field Hockey	Girls	8th Grade	\$4,271.66	\$0.00	\$0.00	\$1,648.94	\$0.00	\$0.00	\$2,622.72			\$0.00	\$0.00	
Golf	Girls	8th Grade	\$0.00									\$0.00	\$0.00	
Gymnastics	Girls	8th Grade	\$0.00									\$0.00	\$0.00	
Lacrosse	Girls	8th Grade	\$0.00									\$0.00	\$0.00	
Rifle	Girls	8th Grade	\$0.00									\$0.00	\$0.00	
Soccer	Girls	8th Grade	\$4,606.67	\$0.00	\$0.00	\$983.20	\$13.67	\$0.00			\$3,609.80	\$0.00	\$0.00	
Softball, Fast Pitch	Girls	8th Grade	\$8,086.75	\$0.00	\$0.00	\$1,780.03	\$0.00	\$132.98				\$6,173.74	\$0.00	
Swimming and Diving	Girls	8th Grade	\$0.00									\$0.00	\$0.00	
Tennis	Girls	8th Grade	\$0.00									\$0.00	\$0.00	
Track & Field (Indoor)	Girls	8th Grade	\$0.00									\$0.00	\$0.00	
Track & Field (Outdoor)	Girls	8th Grade	\$0.00									\$0.00	\$0.00	
Volleyball	Girls	8th Grade	\$11,086.16	\$3,341.86	\$0.00	\$611.95	\$97.05	\$1,791.15	\$5,244.15			\$0.00	\$0.00	
Water Polo	Girls	8th Grade	\$0.00									\$0.00	\$0.00	
Basketball	Girls	7th Grade	\$0.00									\$0.00	\$0.00	
Bowling	Girls	7th Grade	\$0.00									\$0.00	\$0.00	
Competitive Spirit	Girls	7th Grade	\$0.00									\$0.00	\$0.00	
Cross Country	Girls	7th Grade	\$0.00									\$0.00	\$0.00	
Field Hockey	Girls	7th Grade	\$0.00									\$0.00	\$0.00	
Golf	Girls	7th Grade	\$0.00									\$0.00	\$0.00	
Gymnastics	Girls	7th Grade	\$0.00									\$0.00	\$0.00	
Lacrosse	Girls	7th Grade	\$0.00									\$0.00	\$0.00	
Rifle	Girls	7th Grade	\$0.00									\$0.00	\$0.00	
Soccer	Girls	7th Grade	\$0.00									\$0.00	\$0.00	
Softball, Fast Pitch	Girls	7th Grade	\$0.00									\$0.00	\$0.00	
Swimming and Diving	Girls	7th Grade	\$0.00									\$0.00	\$0.00	
Tennis	Girls	7th Grade	\$0.00									\$0.00	\$0.00	
Track & Field (Indoor)	Girls	7th Grade	\$0.00									\$0.00	\$0.00	
Track & Field (Outdoor)	Girls	7th Grade	\$0.00									\$0.00	\$0.00	
Volleyball	Girls	7th Grade	\$0.00									\$0.00	\$0.00	
Water Polo	Girls	7th Grade	\$0.00									\$0.00	\$0.00	

¹ Travel (transportation, housing furnished during travel & per diem dining allowances).

² Purchase and/or Replacement of Athletic Uniforms (clothing for practice & competition).

³ Purchase and/or Replacement of Equipment and Supplies.

⁴ Expenditures for Construction, Renovation, Maintenance, Rental, Expansion and Repair of Athletic Facilities.

INTERSCHOLASTIC ATHLETIC OPPORTUNITIES DISCLOSURE FORM 20.1
2019 - 2020 School Year

School: Northeast MS - 3462

Page 3 - Section 1: Financial Information

LEA: Bethlehem Area SD - 120481002

ATHLETIC EXPENDITURES

Team	Boys/Girls	Level	Total Annual School Team Expenditures	SCHOOL'S ANNUAL EXPENDITURES FOR EACH TEAM							NON-SCHOOL (BOOSTER CLUBS, ALUMNI & OTHER NON-SCHOOL) CONTRIBUTIONS & PURCHASES			
				Travel ¹	Uniforms ²	Supplies and Equipment ³	Facilities ⁴	Other	Coaching Staff Compensation per Sport per Season			Total Compensation For All Athletic Trainers Per Academic Year	List total value of contributions per team	List total value of purchases per team
									Fall	Winter	Spring			
			Totals	\$14,693.08	\$2,677.04	\$8,505.13	\$524.94	\$11,481.86	\$21,490.24	\$19,743.09	\$14,972.62	\$20,000.00	\$0.00	\$0.00

Note: For a facility shared by multiple teams, calculate per team cost by dividing total facility expenditures by number of teams using facility or by using the percentage of time used by each team.

INTERSCHOLASTIC ATHLETIC OPPORTUNITIES DISCLOSURE FORM 20.1

2019 - 2020 School Year

School: Northeast MS - 3462

Page 4 - Section 1: Comments

LEA: Bethlehem Area SD - 120481002

Please Provide All Applicable Comments Below

For Best Results, Compose In A Word Processor, Copy And Paste To The Formula Bar Above, Then Press Enter.

Input Is Limited To 100 Characters

INTERSCHOLASTIC ATHLETIC OPPORTUNITIES DISCLOSURE FORM 20.1

2019 - 2020 School Year

School: Northeast MS - 3462

Page 5 - Section 1: Gender and Race/Ethnicity Information

LEA: Bethlehem Area SD - 120481002

Gender	School Totals								Athletic Program Totals							
	Race/Ethnicity Code								Race/Ethnicity Code							
	American Indian/Alaskan Native	Black/African American (Not Hispanic)	Hispanic (Any Race)	White/Caucasian (Not Hispanic)	Multi-Racial (Not Hispanic)	Asian (Not Hispanic)	Native Hawaiian or Other Pacific Islander (Not Hispanic)	Total	American Indian/Alaskan Native	Black/African American (Not Hispanic)	Hispanic (Any Race)	White/Caucasian (Not Hispanic)	Multi-Racial (Not Hispanic)	Asian (Not Hispanic)	Native Hawaiian or Other Pacific Islander (Not Hispanic)	Total
Male	0	30	134	91	*	*	0	264	0	0	0	0	0	0	0	0
Female	0	33	145	61	*	*	0	245	0	0	0	0	0	0	0	0
Total	0	63	279	152	*	*	0	509	0	0	0	0	0	0	0	0

Note: Some information has been redacted in order to protect individual identification

INTERSCHOLASTIC ATHLETIC OPPORTUNITIES DISCLOSURE FORM 20.1

2019 - 2020 School Year

Page 1 - Section 1: General Information

Ver 20.1

LEA & School Information

LEA Name:	Bethlehem Area SD
LEA AUN:	120481002
School Name:	Freedom HS
School Number:	4957

School Enrollment Data

	Grade	Boys	Girls	Total
	7th	0	0	0
	8th	0	0	0
	9th	239	220	459
	10th	265	220	485
	11th	235	233	468
	12th	245	218	463
	Total	984	891	1875

Contact Information

Name of LEAs Title IX Compliance Officer:	Russell Giordano, Chief Human Resources Officer		
Telephone Number:	610-861-0500	Extension:	60226
Email Address:	rgiordano@basdschools.org		
Name of Individual Completing This Form:	Nathan Stannard, Administrative Athletic Director and Frank Pearn, Business Manager		
Telephone Number:	610-861-0500 ext. 53950 or 60216	Extension:	60202
Email Address:	nstannard@basdschools.org or fpearn@basdschools.org		

Interscholastic Team Sponsorship

Does This School Sponsor Any Interscholastic Athletic Teams? (Yes or No)	Yes
---	-----



If Your Answer To The Above Question Is No, **Stop!**
 If You Have Athletes Playing For Another School, Please Explain On Page 4.
 Otherwise, You Do Not Need To Complete The Remainder Of The Survey For This School.
 Please Submit Per The Instructions Provided.

INTERSCHOLASTIC ATHLETIC OPPORTUNITIES DISCLOSURE FORM 20.1

2019 - 2020 School Year

School: Freedom HS - 4957

Page 2 - Section 1: Team Information

LEA: Bethlehem Area SD - 120481002

TEAM MEMBERSHIP																	COACHES & TRAINERS												
Sport	Boys/Girls	Level	Total Number of Participants <small>(As Of The Day Of The First Scheduled Team Competition)</small>			Season(s) Team Competes			Team History <small>(Format =YYYY, e.g. 1955)</small>				Total Number of Competitions Scheduled Per Season				Total Number of Competitions Played Per Season				NUMBER OF COACHES PER TEAM				PERCENTAGE OF TIME SPENT BY EACH ATHLETIC TRAINER WITH EACH TEAM				
			Boys	Girls	TOTAL	F	W	S	Year Established ¹	Year of Demotion	Year of Elimination	Year of Reinstatement	F	W	S	Total	F	W	S	Total	Head		Assistant		Trainer 1	Trainer 2	Trainer 3	Trainer 4	
																					Full Time	Part Time	Full Time	Part Time					
Tennis	Boys	Freshman			0																				0.00%	0.00%	0.00%	0.00%	
Track & Field (Indoor)	Boys	Freshman			0																					0.00%	0.00%	0.00%	0.00%
Track & Field (Outdoor)	Boys	Freshman			0																					0.00%	0.00%	0.00%	0.00%
Volleyball	Boys	Freshman			0																					0.00%	0.00%	0.00%	0.00%
Water Polo	Boys	Freshman			0																					0.00%	0.00%	0.00%	0.00%
Wrestling	Boys	Freshman	22		22			Yes	1967						18	18		18	18							1.23%	0.00%	0.00%	0.00%
Baseball	Boys	8th Grade			0																					0.00%	0.00%	0.00%	0.00%
Basketball	Boys	8th Grade			0																					0.00%	0.00%	0.00%	0.00%
Bowling	Boys	8th Grade			0																					0.00%	0.00%	0.00%	0.00%
Cross Country	Boys	8th Grade			0																					0.00%	0.00%	0.00%	0.00%
Football	Boys	8th Grade			0																					0.00%	0.00%	0.00%	0.00%
Golf	Boys	8th Grade			0																					0.00%	0.00%	0.00%	0.00%
Lacrosse	Boys	8th Grade			0																					0.00%	0.00%	0.00%	0.00%
Rifle	Boys	8th Grade			0																					0.00%	0.00%	0.00%	0.00%
Soccer	Boys	8th Grade			0																					0.00%	0.00%	0.00%	0.00%
Swimming and Diving	Boys	8th Grade			0																					0.00%	0.00%	0.00%	0.00%
Tennis	Boys	8th Grade			0																					0.00%	0.00%	0.00%	0.00%
Track & Field (Indoor)	Boys	8th Grade			0																					0.00%	0.00%	0.00%	0.00%
Track & Field (Outdoor)	Boys	8th Grade			0																					0.00%	0.00%	0.00%	0.00%
Volleyball	Boys	8th Grade			0																					0.00%	0.00%	0.00%	0.00%
Water Polo	Boys	8th Grade			0																					0.00%	0.00%	0.00%	0.00%
Wrestling	Boys	8th Grade			0																					1.22%	0.00%	0.00%	0.00%
Baseball	Boys	7th Grade			0																					0.00%	0.00%	0.00%	0.00%
Basketball	Boys	7th Grade			0																					0.00%	0.00%	0.00%	0.00%
Bowling	Boys	7th Grade			0																					0.00%	0.00%	0.00%	0.00%
Cross Country	Boys	7th Grade			0																					0.00%	0.00%	0.00%	0.00%
Football	Boys	7th Grade			0																					0.00%	0.00%	0.00%	0.00%
Golf	Boys	7th Grade			0																					0.00%	0.00%	0.00%	0.00%
Lacrosse	Boys	7th Grade			0																					0.00%	0.00%	0.00%	0.00%
Rifle	Boys	7th Grade			0																					0.00%	0.00%	0.00%	0.00%
Soccer	Boys	7th Grade			0																					0.00%	0.00%	0.00%	0.00%

INTERSCHOLASTIC ATHLETIC OPPORTUNITIES DISCLOSURE FORM 20.1

2019 - 2020 School Year

School: Freedom HS - 4957

Page 2 - Section 1: Team Information

LEA: Bethlehem Area SD - 120481002

		TEAM MEMBERSHIP												COACHES & TRAINERS																
Sport	Boys/Girls	Level	Total Number of Participants <small>(As Of The Day Of The First Scheduled Team Competition)</small>			Season(s) Team Competes			Team History <small>(Format =YYYY, e.g. 1955)</small>				Total Number of Competitions Scheduled Per Season				Total Number of Competitions Played Per Season				NUMBER OF COACHES PER TEAM				PERCENTAGE OF TIME SPENT BY EACH ATHLETIC TRAINER WITH EACH TEAM					
			Boys	Girls	TOTAL	F	W	S	Year Established ¹	Year of Demotion	Year of Elimination	Year of Reinstatement	F	W	S	Total	F	W	S	Total	Head		Assistant		Trainer 1	Trainer 2	Trainer 3	Trainer 4		
																					Full Time	Part Time	Full Time	Part Time						
Swimming and Diving	Boys	7th Grade			0									0				0								0.00%	0.00%	0.00%	0.00%	
Tennis	Boys	7th Grade			0									0				0									0.00%	0.00%	0.00%	0.00%
Track & Field (Indoor)	Boys	7th Grade			0									0				0									0.00%	0.00%	0.00%	0.00%
Track & Field (Outdoor)	Boys	7th Grade			0									0				0									0.00%	0.00%	0.00%	0.00%
Volleyball	Boys	7th Grade			0									0				0									0.00%	0.00%	0.00%	0.00%
Water Polo	Boys	7th Grade			0									0				0									0.00%	0.00%	0.00%	0.00%
Wrestling	Boys	7th Grade			0									0				0									1.22%	0.00%	0.00%	0.00%
Basketball	Girls	Varsity		14	14		Yes		1967						22		22		22		22		1		1		0.00%	5.75%	0.00%	0.00%
Bowling	Girls	Varsity			0									0				0									0.00%	0.00%	0.00%	0.00%
Competitive Spirit	Girls	Varsity		18	18		Yes		2012						8		8		8		8		1		1		7.80%	0.00%	0.00%	0.00%
Cross Country	Girls	Varsity		15	15	Yes			1980					8		8		8		8		1		1		0.00%	3.30%	0.00%	0.00%	
Field Hockey	Girls	Varsity		22	22	Yes			1975					18		18		18		18		1		1		0.00%	3.30%	0.00%	0.00%	
Golf	Girls	Varsity		0	0	Yes			1967					10		10		10		10		1		1		0.00%	0.00%	0.00%	0.00%	
Gymnastics	Girls	Varsity			0									0				0									0.00%	0.00%	0.00%	0.00%
Lacrosse	Girls	Varsity		20	20		Yes		2014						16		16		16		16		1		1		0.00%	3.00%	0.00%	0.00%
Rifle	Girls	Varsity		5	5		Yes		1967						16		16		16		16		1				0.00%	0.00%	0.00%	0.00%
Soccer	Girls	Varsity		22	22	Yes			1989					18		18		18		18		1		1		0.00%	3.30%	0.00%	0.00%	
Softball, Fast Pitch	Girls	Varsity		18	18		Yes		1972						20		20		20		20		1		1		0.00%	5.50%	0.00%	0.00%
Swimming and Diving	Girls	Varsity		20	20	Yes	Yes		1968						11		11		11		11		1		1		0.00%	5.50%	0.00%	0.00%
Tennis	Girls	Varsity		28	28	Yes			1972					14		14		14		14		1		1		0.00%	3.30%	0.00%	0.00%	
Track & Field (Indoor)	Girls	Varsity			0									0				0									0.00%	0.00%	0.00%	0.00%
Track & Field (Outdoor)	Girls	Varsity		68	68		Yes		1978						8		8		8		8		1		2		0.00%	5.75%	0.00%	0.00%
Volleyball	Girls	Varsity		14	14	Yes			1974					18		18		18		18		1		1		4.13%	0.00%	0.00%	0.00%	
Water Polo	Girls	Varsity			0									0				0									0.00%	0.00%	0.00%	0.00%
Basketball	Girls	Jr Varsity		11	11		Yes		1967						20		20		20		20			1		0.00%	5.50%	0.00%	0.00%	
Bowling	Girls	Jr Varsity			0									0				0									0.00%	0.00%	0.00%	0.00%
Competitive Spirit	Girls	Jr Varsity		14	14	Yes	Yes		2012						0		0		0		0						7.80%	0.00%	0.00%	0.00%
Cross Country	Girls	Jr Varsity			0									0		0		0		0							0.00%	0.00%	0.00%	0.00%
Field Hockey	Girls	Jr Varsity		15	15	Yes			1975					18		18		18		18				1		0.00%	3.30%	0.00%	0.00%	
Golf	Girls	Jr Varsity			0									0		0		0		0							0.00%	0.00%	0.00%	0.00%
Gymnastics	Girls	Jr Varsity			0									0		0		0		0							0.00%	0.00%	0.00%	0.00%
Lacrosse	Girls	Jr Varsity		18	18		Yes		2014						16		16		16		16		1		1		0.00%	2.00%	0.00%	0.00%
Rifle	Girls	Jr Varsity			0									0		0		0		0							0.00%	0.00%	0.00%	0.00%
Soccer	Girls	Jr Varsity		17	17	Yes			1989					18		18		18		18				1		0.00%	3.30%	0.00%	0.00%	
Softball, Fast Pitch	Girls	Jr Varsity		15	15		Yes		1972						18		18		18		18		1		1		0.00%	5.50%	0.00%	0.00%
Swimming and Diving	Girls	Jr Varsity			0									0		0		0		0				1		0.00%	0.00%	0.00%	0.00%	
Tennis	Girls	Jr Varsity			0									0		0		0		0							0.00%	0.00%	0.00%	0.00%
Track & Field (Indoor)	Girls	Jr Varsity			0									0		0		0		0							0.00%	0.00%	0.00%	0.00%
Track & Field (Outdoor)	Girls	Jr Varsity			0									0		0		0		0							0.00%	5.50%	0.00%	0.00%
Volleyball	Girls	Jr Varsity		12	12	Yes			1974					18		18		18		18				1		4.13%	0.00%	0.00%	0.00%	
Water Polo	Girls	Jr Varsity			0									0		0		0		0							0.00%	0.00%	0.00%	0.00%
Basketball	Girls	Freshman		12	12		Yes		1967						20		20		20		20			1		0.00%	5.50%	0.00%	0.00%	

INTERSCHOLASTIC ATHLETIC OPPORTUNITIES DISCLOSURE FORM 20.1

2019 - 2020 School Year

School: Freedom HS - 4957

Page 2 - Section 1: Team Information

LEA: Bethlehem Area SD - 120481002

TEAM MEMBERSHIP																	COACHES & TRAINERS													
Sport	Boys/Girls	Level	Total Number of Participants <small>(As Of The Day Of The First Scheduled Team Competition)</small>			Season(s) Team Competes			Team History <small>(Format =YYYY, e.g. 1955)</small>				Total Number of Competitions Scheduled Per Season				Total Number of Competitions Played Per Season				NUMBER OF COACHES PER TEAM				PERCENTAGE OF TIME SPENT BY EACH ATHLETIC TRAINER WITH EACH TEAM					
			Boys	Girls	TOTAL	F	W	S	Year Established	Year of Demotion	Year of Elimination	Year of Reinstatement	F	W	S	Total	F	W	S	Total	Head		Assistant		Trainer 1	Trainer 2	Trainer 3	Trainer 4		
																					Full Time	Part Time	Full Time	Part Time						
Bowling	Girls	Freshman			0									0					0								0.00%	0.00%	0.00%	0.00%
Competitive Spirit	Girls	Freshman			0									0					0								7.80%	0.00%	0.00%	0.00%
Cross Country	Girls	Freshman			0									0					0								0.00%	0.00%	0.00%	0.00%
Field Hockey	Girls	Freshman			0									0					0								0.00%	0.00%	0.00%	0.00%
Golf	Girls	Freshman			0									0					0								0.00%	0.00%	0.00%	0.00%
Gymnastics	Girls	Freshman			0									0					0								0.00%	0.00%	0.00%	0.00%
Lacrosse	Girls	Freshman			0									0					0								0.00%	0.00%	0.00%	0.00%
Rifle	Girls	Freshman			0									0					0								0.00%	0.00%	0.00%	0.00%
Soccer	Girls	Freshman			0									0					0								0.00%	0.00%	0.00%	0.00%
Softball, Fast Pitch	Girls	Freshman			0									0					0								0.00%	0.00%	0.00%	0.00%
Swimming and Diving	Girls	Freshman			0									0					0								0.00%	0.00%	0.00%	0.00%
Tennis	Girls	Freshman			0									0					0								0.00%	0.00%	0.00%	0.00%
Track & Field (Indoor)	Girls	Freshman			0									0					0								0.00%	0.00%	0.00%	0.00%
Track & Field (Outdoor)	Girls	Freshman			0									0					0								0.00%	0.00%	0.00%	0.00%
Volleyball	Girls	Freshman			0									0					0								0.00%	0.00%	0.00%	0.00%
Water Polo	Girls	Freshman			0									0					0								0.00%	0.00%	0.00%	0.00%
Basketball	Girls	8th Grade			0									0					0								0.00%	0.00%	0.00%	0.00%
Bowling	Girls	8th Grade			0									0					0								0.00%	0.00%	0.00%	0.00%
Competitive Spirit	Girls	8th Grade			0									0					0								0.00%	0.00%	0.00%	0.00%
Cross Country	Girls	8th Grade			0									0					0								0.00%	0.00%	0.00%	0.00%
Field Hockey	Girls	8th Grade			0									0					0								0.00%	0.00%	0.00%	0.00%
Golf	Girls	8th Grade			0									0					0								0.00%	0.00%	0.00%	0.00%
Gymnastics	Girls	8th Grade			0									0					0								0.00%	0.00%	0.00%	0.00%
Lacrosse	Girls	8th Grade			0									0					0								0.00%	0.00%	0.00%	0.00%
Rifle	Girls	8th Grade			0									0					0								0.00%	0.00%	0.00%	0.00%
Soccer	Girls	8th Grade			0									0					0								0.00%	0.00%	0.00%	0.00%
Softball, Fast Pitch	Girls	8th Grade			0									0					0								0.00%	0.00%	0.00%	0.00%
Swimming and Diving	Girls	8th Grade			0									0					0								0.00%	0.00%	0.00%	0.00%
Tennis	Girls	8th Grade			0									0					0								0.00%	0.00%	0.00%	0.00%
Track & Field (Indoor)	Girls	8th Grade			0									0					0								0.00%	0.00%	0.00%	0.00%

INTERSCHOLASTIC ATHLETIC OPPORTUNITIES DISCLOSURE FORM 20.1

2019 - 2020 School Year

School: Freedom HS - 4957

Page 2 - Section 1: Team Information

LEA: Bethlehem Area SD - 120481002

TEAM MEMBERSHIP																COACHES & TRAINERS												
Sport	Boys/Girls	Level	Total Number of Participants <small>(As Of The Day Of The First Scheduled Team Competition)</small>			Season(s) Team Competes			Team History <small>(Format =YYYY, e.g. 1955)</small>				Total Number of Competitions Scheduled Per Season				Total Number of Competitions Played Per Season				NUMBER OF COACHES PER TEAM				PERCENTAGE OF TIME SPENT BY EACH ATHLETIC TRAINER WITH EACH TEAM			
			Boys	Girls	TOTAL	F	W	S	Year Established ¹	Year of Demotion	Year of Elimination	Year of Reinstatement	F	W	S	Total	F	W	S	Total	Head		Assistant		Trainer 1	Trainer 2	Trainer 3	Trainer 4
																					Full Time	Part Time	Full Time	Part Time				
Track & Field (Outdoor)	Girls	8th Grade			0									0					0						0.00%	0.00%	0.00%	0.00%
Volleyball	Girls	8th Grade			0									0					0						0.00%	0.00%	0.00%	0.00%
Water Polo	Girls	8th Grade			0									0					0						0.00%	0.00%	0.00%	0.00%
Basketball	Girls	7th Grade			0									0					0						0.00%	0.00%	0.00%	0.00%
Bowling	Girls	7th Grade			0									0					0						0.00%	0.00%	0.00%	0.00%
Competitive Spirit	Girls	7th Grade			0									0					0						0.00%	0.00%	0.00%	0.00%
Cross Country	Girls	7th Grade			0									0					0						0.00%	0.00%	0.00%	0.00%
Field Hockey	Girls	7th Grade			0									0					0						0.00%	0.00%	0.00%	0.00%
Golf	Girls	7th Grade			0									0					0						0.00%	0.00%	0.00%	0.00%
Gymnastics	Girls	7th Grade			0									0					0						0.00%	0.00%	0.00%	0.00%
Lacrosse	Girls	7th Grade			0									0					0						0.00%	0.00%	0.00%	0.00%
Rifle	Girls	7th Grade			0									0					0						0.00%	0.00%	0.00%	0.00%
Soccer	Girls	7th Grade			0									0					0						0.00%	0.00%	0.00%	0.00%
Softball, Fast Pitch	Girls	7th Grade			0									0					0						0.00%	0.00%	0.00%	0.00%
Swimming and Diving	Girls	7th Grade			0									0					0						0.00%	0.00%	0.00%	0.00%
Tennis	Girls	7th Grade			0									0					0						0.00%	0.00%	0.00%	0.00%
Track & Field (Indoor)	Girls	7th Grade			0									0					0						0.00%	0.00%	0.00%	0.00%
Track & Field (Outdoor)	Girls	7th Grade			0									0					0						0.00%	0.00%	0.00%	0.00%
Volleyball	Girls	7th Grade			0									0					0						0.00%	0.00%	0.00%	0.00%
Water Polo	Girls	7th Grade			0									0					0						0.00%	0.00%	0.00%	0.00%

¹ For initial submission and for interscholastic athletic teams that were newly established.

INTERSCHOLASTIC ATHLETIC OPPORTUNITIES DISCLOSURE FORM 20.1

2019 - 2020 School Year

School: Freedom HS - 4957

Page 3 - Section 1: Financial Information

LEA: Bethlehem Area SD - 120481002

ATHLETIC EXPENDITURES

Team	Boys/Girls	Level	Total Annual School Team Expenditures	SCHOOL'S ANNUAL EXPENDITURES FOR EACH TEAM								NON-SCHOOL (BOOSTER CLUBS, ALUMNI & OTHER NON-SCHOOL) CONTRIBUTIONS & PURCHASES		
				Travel ¹	Uniforms ²	Supplies and Equipment ³	Facilities ⁴	Other	Coaching Staff Compensation per Sport per Season			Total Compensation For All Athletic Trainers Per Academic Year	List total value of contributions per team	List total value of purchases per team
									Fall	Winter	Spring			
Totals				\$70,600.54	\$17,793.57	\$140,578.31	\$124,875.50	\$111,122.64	\$161,069.96	\$133,350.40	\$119,856.53	\$20,000.00	\$14,671.00	\$0.00
Baseball	Boys	Varsity	\$17,498.27	\$183.01	\$0.00	\$5,005.63	\$1,772.39	\$420.75			\$10,116.49		\$1,500.00	\$0.00
Basketball	Boys	Varsity	\$25,109.43	\$1,848.75	\$0.00	\$1,800.57	\$3,131.06	\$7,279.81		\$11,049.24			\$0.00	\$0.00
Bowling	Boys	Varsity	\$0.00										\$0.00	\$0.00
Cross Country	Boys	Varsity	\$9,620.03	\$1,390.70	\$0.00	\$1,343.88	\$0.00	\$669.51	\$6,215.94				\$0.00	\$0.00
Football	Boys	Varsity	\$151,993.75	\$6,132.80	\$11,453.33	\$16,947.55	\$49,084.71	\$23,617.53	\$44,757.83				\$0.00	\$0.00
Golf	Boys	Varsity	\$10,219.17	\$500.00	\$0.00	\$2,577.42	\$0.00	\$253.94	\$6,887.81				\$0.00	\$0.00
Lacrosse	Boys	Varsity	\$18,411.50	\$3,716.37	\$0.00	\$3,716.37	\$193.53	\$457.09			\$10,328.14		\$1,000.00	\$0.00
Rifle	Boys	Varsity	\$10,157.59	\$2,441.39	\$0.00	\$2,375.05	\$0.00	\$364.53		\$4,976.62			\$0.00	\$0.00
Soccer	Boys	Varsity	\$18,379.18	\$2,533.20	\$0.00	\$2,328.31	\$1,054.57	\$2,123.54	\$10,339.56				\$2,249.00	\$0.00
Swimming and Diving	Boys	Varsity	\$16,521.64	\$1,166.43	\$0.00	\$4,792.94	\$2,662.49	\$1,696.83		\$6,202.95			\$858.00	\$0.00
Tennis	Boys	Varsity	\$9,650.80	\$790.37	\$0.00	\$1,531.42	\$184.69	\$253.94			\$6,890.38		\$0.00	\$0.00
Track & Field (Indoor)	Boys	Varsity	\$0.00										\$0.00	\$0.00
Track & Field (Outdoor)	Boys	Varsity	\$25,757.35	\$654.64	\$0.00	\$8,603.13	\$354.95	\$1,272.97			\$14,871.66		\$1,368.00	\$0.00
Volleyball	Boys	Varsity	\$8,520.43	\$0.00	\$0.00	\$1,749.08	\$3.57	\$270.87			\$6,496.91		\$0.00	\$0.00
Water Polo	Boys	Varsity	\$0.00										\$0.00	\$0.00
Wrestling	Boys	Varsity	\$22,812.69	\$2,188.34	\$0.00	\$2,215.98	\$3,130.22	\$3,404.05		\$11,874.10			\$800.00	\$0.00
Baseball	Boys	Jr Varsity	\$15,748.43	\$164.71	\$0.00	\$4,505.06	\$1,595.15	\$378.67			\$9,104.84		\$0.00	\$0.00
Basketball	Boys	Jr Varsity	\$20,087.54	\$1,479.00	\$0.00	\$1,440.46	\$2,504.84	\$5,823.85		\$8,839.39			\$0.00	\$0.00
Bowling	Boys	Jr Varsity	\$0.00										\$0.00	\$0.00
Cross Country	Boys	Jr Varsity	\$0.00										\$0.00	\$0.00
Football	Boys	Jr Varsity	\$0.00										\$0.00	\$0.00
Golf	Boys	Jr Varsity	\$0.00										\$0.00	\$0.00
Lacrosse	Boys	Jr Varsity	\$8,163.96	\$0.00	\$0.00	\$2,064.65	\$107.52	\$253.94			\$5,737.85		\$0.00	\$0.00
Rifle	Boys	Jr Varsity	\$0.00										\$0.00	\$0.00
Soccer	Boys	Jr Varsity	\$20,313.83	\$2,799.86	\$0.00	\$2,573.39	\$1,165.57	\$2,347.07	\$11,427.94				\$0.00	\$0.00
Swimming and Diving	Boys	Jr Varsity	\$0.00										\$0.00	\$0.00
Tennis	Boys	Jr Varsity	\$0.00										\$0.00	\$0.00
Track & Field (Indoor)	Boys	Jr Varsity	\$0.00										\$0.00	\$0.00
Track & Field (Outdoor)	Boys	Jr Varsity	\$0.00										\$0.00	\$0.00
Volleyball	Boys	Jr Varsity	\$6,390.32	\$0.00	\$0.00	\$1,311.81	\$2.68	\$203.15			\$4,872.68		\$0.00	\$0.00
Water Polo	Boys	Jr Varsity	\$0.00										\$0.00	\$0.00
Wrestling	Boys	Jr Varsity	\$13,688.58	\$1,313.01	\$0.00	\$1,329.59	\$1,879.09	\$2,042.43		\$7,124.46			\$0.00	\$0.00
Baseball	Boys	Freshman	\$0.00										\$0.00	\$0.00
Basketball	Boys	Freshman	\$21,761.49	\$1,602.25	\$0.00	\$1,560.49	\$2,713.58	\$6,309.17		\$9,576.00			\$0.00	\$0.00
Bowling	Boys	Freshman	\$0.00										\$0.00	\$0.00
Cross Country	Boys	Freshman	\$0.00										\$0.00	\$0.00
Football	Boys	Freshman	\$84,139.41	\$3,394.94	\$6,340.24	\$9,381.68	\$27,171.90	\$13,073.99	\$24,776.66				\$0.00	\$0.00
Golf	Boys	Freshman	\$0.00										\$0.00	\$0.00
Lacrosse	Boys	Freshman	\$0.00										\$0.00	\$0.00
Rifle	Boys	Freshman	\$0.00										\$0.00	\$0.00
Soccer	Boys	Freshman	\$0.00										\$0.00	\$0.00
Swimming and Diving	Boys	Freshman	\$0.00										\$0.00	\$0.00
Tennis	Boys	Freshman	\$0.00										\$0.00	\$0.00
Track & Field (Indoor)	Boys	Freshman	\$0.00										\$0.00	\$0.00
Track & Field (Outdoor)	Boys	Freshman	\$0.00										\$0.00	\$0.00
Volleyball	Boys	Freshman	\$0.00										\$0.00	\$0.00
Water Polo	Boys	Freshman	\$0.00										\$0.00	\$0.00

INTERSCHOLASTIC ATHLETIC OPPORTUNITIES DISCLOSURE FORM 20.1

2019 - 2020 School Year

School: Freedom HS - 4957

Page 3 - Section 1: Financial Information

LEA: Bethlehem Area SD - 120481002

ATHLETIC EXPENDITURES

Team	Boys/Girls	Level	Total Annual School Team Expenditures	SCHOOL'S ANNUAL EXPENDITURES FOR EACH TEAM								NON-SCHOOL (BOOSTER CLUBS, ALUMNI & OTHER NON-SCHOOL) CONTRIBUTIONS & PURCHASES		
				Travel ¹	Uniforms ²	Supplies and Equipment ³	Facilities ⁴	Other	Coaching Staff Compensation per Sport per Season			Total Compensation For All Athletic Trainers Per Academic Year	List total value of contributions per team	List total value of purchases per team
									Fall	Winter	Spring			
			Totals											
Wrestling	Boys	Freshman	\$33,460.21	\$70,600.54	\$17,793.57	\$140,578.31	\$124,875.50	\$111,122.64	\$161,069.96	\$133,350.40	\$119,856.53	\$20,000.00	\$14,671.00	\$0.00
Baseball	Boys	8th Grade	\$0.00	\$3,209.57	\$0.00	\$3,250.10	\$4,592.58	\$4,992.61		\$17,415.35			\$0.00	\$0.00
Basketball	Boys	8th Grade	\$0.00										\$0.00	\$0.00
Bowling	Boys	8th Grade	\$0.00										\$0.00	\$0.00
Cross Country	Boys	8th Grade	\$0.00										\$0.00	\$0.00
Football	Boys	8th Grade	\$0.00										\$0.00	\$0.00
Golf	Boys	8th Grade	\$0.00										\$0.00	\$0.00
Lacrosse	Boys	8th Grade	\$0.00										\$0.00	\$0.00
Rifle	Boys	8th Grade	\$0.00										\$0.00	\$0.00
Soccer	Boys	8th Grade	\$0.00										\$0.00	\$0.00
Swimming and Diving	Boys	8th Grade	\$0.00										\$0.00	\$0.00
Tennis	Boys	8th Grade	\$0.00										\$0.00	\$0.00
Track & Field (Indoor)	Boys	8th Grade	\$0.00										\$0.00	\$0.00
Track & Field (Outdoor)	Boys	8th Grade	\$0.00										\$0.00	\$0.00
Volleyball	Boys	8th Grade	\$0.00										\$0.00	\$0.00
Water Polo	Boys	8th Grade	\$0.00										\$0.00	\$0.00
Wrestling	Boys	8th Grade	\$0.00										\$0.00	\$0.00
Baseball	Boys	7th Grade	\$0.00										\$0.00	\$0.00
Basketball	Boys	7th Grade	\$0.00										\$0.00	\$0.00
Bowling	Boys	7th Grade	\$0.00										\$0.00	\$0.00
Cross Country	Boys	7th Grade	\$0.00										\$0.00	\$0.00
Football	Boys	7th Grade	\$0.00										\$0.00	\$0.00
Golf	Boys	7th Grade	\$0.00										\$0.00	\$0.00
Lacrosse	Boys	7th Grade	\$0.00										\$0.00	\$0.00
Rifle	Boys	7th Grade	\$0.00										\$0.00	\$0.00
Soccer	Boys	7th Grade	\$0.00										\$0.00	\$0.00
Swimming and Diving	Boys	7th Grade	\$0.00										\$0.00	\$0.00
Tennis	Boys	7th Grade	\$0.00										\$0.00	\$0.00
Track & Field (Indoor)	Boys	7th Grade	\$0.00										\$0.00	\$0.00
Track & Field (Outdoor)	Boys	7th Grade	\$0.00										\$0.00	\$0.00
Volleyball	Boys	7th Grade	\$0.00										\$0.00	\$0.00
Water Polo	Boys	7th Grade	\$0.00										\$0.00	\$0.00
Wrestling	Boys	7th Grade	\$0.00										\$0.00	\$0.00
Basketball	Girls	Varsity	\$23,618.08	\$3,502.70	\$0.00	\$1,378.38	\$2,922.49	\$4,735.96		\$11,078.55			\$0.00	\$0.00
Bowling	Girls	Varsity	\$0.00										\$0.00	\$0.00
Competitive Spirit	Girls	Varsity	\$14,326.85	\$3,163.32	\$0.00	\$4,494.19	\$0.00	\$304.73		\$6,364.61			\$650.00	\$0.00
Cross Country	Girls	Varsity	\$8,488.25	\$1,227.08	\$0.00	\$1,185.77	\$0.00	\$590.75	\$5,484.65				\$0.00	\$0.00
Field Hockey	Girls	Varsity	\$19,623.81	\$1,597.66	\$0.00	\$3,051.04	\$1,451.50	\$2,831.20	\$10,692.41				\$780.00	\$0.00
Golf	Girls	Varsity	\$0.00										\$0.00	\$0.00
Gymnastics	Girls	Varsity	\$0.00										\$0.00	\$0.00
Lacrosse	Girls	Varsity	\$11,149.35	\$0.00	\$0.00	\$2,212.89	\$142.85	\$338.59		\$8,455.02			\$1,320.00	\$0.00
Rifle	Girls	Varsity	\$3,906.75	\$938.99	\$0.00	\$913.48	\$0.00	\$140.20		\$1,914.08			\$0.00	\$0.00
Soccer	Girls	Varsity	\$18,306.63	\$3,275.52	\$0.00	\$2,296.54	\$1,200.35	\$2,232.46	\$9,301.76				\$1,160.00	\$0.00
Softball, Fast Pitch	Girls	Varsity	\$15,806.46	\$0.00	\$0.00	\$2,341.34	\$1,422.21	\$304.73			\$11,738.18		\$0.00	\$0.00
Swimming and Diving	Girls	Varsity	\$36,714.75	\$2,592.06	\$0.00	\$10,650.98	\$5,916.64	\$3,770.74		\$13,784.33			\$858.00	\$0.00
Tennis	Girls	Varsity	\$10,344.34	\$1,540.79	\$0.00	\$2,823.94	\$145.28	\$474.02	\$5,360.31				\$760.00	\$0.00
Track & Field (Indoor)	Girls	Varsity	\$0.00										\$0.00	\$0.00
Track & Field (Outdoor)	Girls	Varsity	\$23,993.15	\$609.81	\$0.00	\$8,013.88	\$330.63	\$1,185.78					\$1,368.00	\$0.00

INTERSCHOLASTIC ATHLETIC OPPORTUNITIES DISCLOSURE FORM 20.1

2019 - 2020 School Year

School: Freedom HS - 4957

Page 3 - Section 1: Financial Information

LEA: Bethlehem Area SD - 120481002

ATHLETIC EXPENDITURES

Team	Boys/Girls	Level	Total Annual School Team Expenditures	SCHOOL'S ANNUAL EXPENDITURES FOR EACH TEAM								NON-SCHOOL (BOOSTER CLUBS, ALUMNI & OTHER NON-SCHOOL) CONTRIBUTIONS & PURCHASES		
				Travel ¹	Uniforms ²	Supplies and Equipment ³	Facilities ⁴	Other	Coaching Staff Compensation per Sport per Season			Total Compensation For All Athletic Trainers Per Academic Year	List total value of contributions per team	List total value of purchases per team
									Fall	Winter	Spring			
			Totals	\$70,600.54	\$17,793.57	\$140,578.31	\$124,875.50	\$111,122.64	\$161,069.96	\$133,350.40	\$119,856.53	\$20,000.00	\$14,671.00	\$0.00
Volleyball	Girls	Varsity	\$12,862.38	\$1,512.04	\$0.00	\$2,828.96	\$3.62	\$2,407.79	\$6,109.97				\$0.00	\$0.00
Water Polo	Girls	Varsity	\$0.00										\$0.00	\$0.00
Basketball	Girls	Jr Varsity	\$18,556.94	\$2,752.12	\$0.00	\$1,083.01	\$2,296.13	\$3,721.11		\$8,704.57			\$0.00	\$0.00
Bowling	Girls	Jr Varsity	\$0.00										\$0.00	\$0.00
Competitive Spirit	Girls	Jr Varsity	\$11,143.10	\$2,460.36	\$0.00	\$3,495.48	\$0.00	\$237.01		\$4,950.25			\$0.00	\$0.00
Cross Country	Girls	Jr Varsity	\$0.00										\$0.00	\$0.00
Field Hockey	Girls	Jr Varsity	\$13,379.88	\$1,089.32	\$0.00	\$2,080.26	\$989.66	\$1,930.36	\$7,290.28				\$0.00	\$0.00
Golf	Girls	Jr Varsity	\$0.00										\$0.00	\$0.00
Gymnastics	Girls	Jr Varsity	\$0.00										\$0.00	\$0.00
Lacrosse	Girls	Jr Varsity	\$10,034.41	\$0.00	\$0.00	\$1,991.60	\$128.56	\$304.73			\$7,609.52		\$0.00	\$0.00
Rifle	Girls	Jr Varsity	\$0.00										\$0.00	\$0.00
Soccer	Girls	Jr Varsity	\$14,146.04	\$2,531.09	\$0.00	\$1,774.60	\$927.55	\$1,725.08	\$7,187.72				\$0.00	\$0.00
Softball, Fast Pitch	Girls	Jr Varsity	\$13,172.05	\$0.00	\$0.00	\$1,951.12	\$1,185.18	\$253.94			\$9,781.81		\$0.00	\$0.00
Swimming and Diving	Girls	Jr Varsity	\$0.00										\$0.00	\$0.00
Tennis	Girls	Jr Varsity	\$0.00										\$0.00	\$0.00
Track & Field (Indoor)	Girls	Jr Varsity	\$0.00										\$0.00	\$0.00
Track & Field (Outdoor)	Girls	Jr Varsity	\$0.00										\$0.00	\$0.00
Volleyball	Girls	Jr Varsity	\$11,024.89	\$1,296.03	\$0.00	\$2,424.82	\$3.10	\$2,063.82	\$5,237.12				\$0.00	\$0.00
Water Polo	Girls	Jr Varsity	\$0.00										\$0.00	\$0.00
Basketball	Girls	Freshman	\$20,243.74	\$3,002.31	\$0.00	\$1,181.47	\$2,504.66	\$4,059.40		\$9,495.90			\$0.00	\$0.00
Bowling	Girls	Freshman	\$0.00										\$0.00	\$0.00
Competitive Spirit	Girls	Freshman	\$0.00										\$0.00	\$0.00
Cross Country	Girls	Freshman	\$0.00										\$0.00	\$0.00
Field Hockey	Girls	Freshman	\$0.00										\$0.00	\$0.00
Golf	Girls	Freshman	\$0.00										\$0.00	\$0.00
Gymnastics	Girls	Freshman	\$0.00										\$0.00	\$0.00
Lacrosse	Girls	Freshman	\$0.00										\$0.00	\$0.00
Rifle	Girls	Freshman	\$0.00										\$0.00	\$0.00
Soccer	Girls	Freshman	\$0.00										\$0.00	\$0.00
Softball, Fast Pitch	Girls	Freshman	\$0.00										\$0.00	\$0.00
Swimming and Diving	Girls	Freshman	\$0.00										\$0.00	\$0.00
Tennis	Girls	Freshman	\$0.00										\$0.00	\$0.00
Track & Field (Indoor)	Girls	Freshman	\$0.00										\$0.00	\$0.00
Track & Field (Outdoor)	Girls	Freshman	\$0.00										\$0.00	\$0.00
Volleyball	Girls	Freshman	\$0.00										\$0.00	\$0.00
Water Polo	Girls	Freshman	\$0.00										\$0.00	\$0.00
Basketball	Girls	8th Grade	\$0.00										\$0.00	\$0.00
Bowling	Girls	8th Grade	\$0.00										\$0.00	\$0.00
Competitive Spirit	Girls	8th Grade	\$0.00										\$0.00	\$0.00
Cross Country	Girls	8th Grade	\$0.00										\$0.00	\$0.00
Field Hockey	Girls	8th Grade	\$0.00										\$0.00	\$0.00
Golf	Girls	8th Grade	\$0.00										\$0.00	\$0.00
Gymnastics	Girls	8th Grade	\$0.00										\$0.00	\$0.00
Lacrosse	Girls	8th Grade	\$0.00										\$0.00	\$0.00
Rifle	Girls	8th Grade	\$0.00										\$0.00	\$0.00
Soccer	Girls	8th Grade	\$0.00										\$0.00	\$0.00
Softball, Fast Pitch	Girls	8th Grade	\$0.00										\$0.00	\$0.00
Swimming and Diving	Girls	8th Grade	\$0.00										\$0.00	\$0.00

INTERSCHOLASTIC ATHLETIC OPPORTUNITIES DISCLOSURE FORM 20.1

2019 - 2020 School Year

School: Freedom HS - 4857

Page 3 - Section 1: Financial Information

LEA: Bethlehem Area SD - 120481002

ATHLETIC EXPENDITURES

Team	Boys/Girls	Level	Total Annual School Team Expenditures	SCHOOL'S ANNUAL EXPENDITURES FOR EACH TEAM							NON-SCHOOL (BOOSTER CLUBS, ALUMNI & OTHER NON-SCHOOL) CONTRIBUTIONS & PURCHASES			
				Travel ¹	Uniforms ²	Supplies and Equipment ³	Facilities ⁴	Other	Coaching Staff Compensation per Sport per Season			Total Compensation For All Athletic Trainers Per Academic Year	List total value of contributions per team	List total value of purchases per team
									Fall	Winter	Spring			
			Totals	\$70,600.54	\$17,793.57	\$140,578.31	\$124,875.50	\$111,122.64	\$161,069.96	\$133,350.40	\$119,856.53	\$20,000.00	\$14,671.00	\$0.00
Tennis	Girls	8th Grade	\$0.00										\$0.00	\$0.00
Track & Field (Indoor)	Girls	8th Grade	\$0.00										\$0.00	\$0.00
Track & Field (Outdoor)	Girls	8th Grade	\$0.00										\$0.00	\$0.00
Volleyball	Girls	8th Grade	\$0.00										\$0.00	\$0.00
Water Polo	Girls	8th Grade	\$0.00										\$0.00	\$0.00
Basketball	Girls	7th Grade	\$0.00										\$0.00	\$0.00
Bowling	Girls	7th Grade	\$0.00										\$0.00	\$0.00
Competitive Spirit	Girls	7th Grade	\$0.00										\$0.00	\$0.00
Cross Country	Girls	7th Grade	\$0.00										\$0.00	\$0.00
Field Hockey	Girls	7th Grade	\$0.00										\$0.00	\$0.00
Golf	Girls	7th Grade	\$0.00										\$0.00	\$0.00
Gymnastics	Girls	7th Grade	\$0.00										\$0.00	\$0.00
Lacrosse	Girls	7th Grade	\$0.00										\$0.00	\$0.00
Rifle	Girls	7th Grade	\$0.00										\$0.00	\$0.00
Soccer	Girls	7th Grade	\$0.00										\$0.00	\$0.00
Softball, Fast Pitch	Girls	7th Grade	\$0.00										\$0.00	\$0.00
Swimming and Diving	Girls	7th Grade	\$0.00										\$0.00	\$0.00
Tennis	Girls	7th Grade	\$0.00										\$0.00	\$0.00
Track & Field (Indoor)	Girls	7th Grade	\$0.00										\$0.00	\$0.00
Track & Field (Outdoor)	Girls	7th Grade	\$0.00										\$0.00	\$0.00
Volleyball	Girls	7th Grade	\$0.00										\$0.00	\$0.00
Water Polo	Girls	7th Grade	\$0.00										\$0.00	\$0.00

¹ Travel (transportation, housing furnished during travel & per diem dining allowances).

² Purchase and/or Replacement of Athletic Uniforms (clothing for practice & competition).

³ Purchase and/or Replacement of Equipment and Supplies.

⁴ Expenditures for Construction, Renovation, Maintenance, Rental, Expansion and Repair of Athletic Facilities.

Note: For a facility shared by multiple teams, calculate per team cost by dividing total facility expenditures by number of teams using facility or by using the percentage of time used by each team.

INTERSCHOLASTIC ATHLETIC OPPORTUNITIES DISCLOSURE FORM 20.1

2019 - 2020 School Year

School: Freedom HS - 4957

Page 4 - Section 1: Comments

LEA: Bethlehem Area SD - 120481002

Please Provide All Applicable Comments Below

For Best Results, Compose In A Word Processor, Copy And Paste To The Formula Bar Above, Then Press Enter.

Input Is Limited To 100 Characters

INTERSCHOLASTIC ATHLETIC OPPORTUNITIES DISCLOSURE FORM 20.1

2019 - 2020 School Year

School: Freedom HS - 4957

Page 5 - Section 1: Gender and Race/Ethnicity Information

LEA: Bethlehem Area SD - 120481002

Gender	School Totals								Athletic Program Totals							
	Race/Ethnicity Code								Race/Ethnicity Code							
	American Indian/Alaskan Native	Black/African American (Not Hispanic)	Hispanic (Any Race)	White/Caucasian (Not Hispanic)	Multi-Racial (Not Hispanic)	Asian (Not Hispanic)	Native Hawaiian or Other Pacific Islander (Not Hispanic)	Total	American Indian/Alaskan Native	Black/African American (Not Hispanic)	Hispanic (Any Race)	White/Caucasian (Not Hispanic)	Multi-Racial (Not Hispanic)	Asian (Not Hispanic)	Native Hawaiian or Other Pacific Islander (Not Hispanic)	Total
Male	*	97	363	454	22	44	*	984								0
Female	*	82	321	447	*	31	0	891								0
Total	*	179	684	901	*	75	*	1,875	0	0	0	0	0	0	0	0

Note: Some information has been redacted in order to protect individual identification

INTERSCHOLASTIC ATHLETIC OPPORTUNITIES DISCLOSURE FORM 20.1

2019 - 2020 School Year

Page 1 - Section 1: General Information

Ver 20.1

LEA & School Information

LEA Name:	Bethlehem Area SD
LEA AUN:	120481002
School Name:	Liberty HS
School Number:	3465

School Enrollment Data

	Grade	Boys	Girls	Total
	7th	0	0	0
	8th	0	0	0
	9th	413	340	753
	10th	374	331	705
	11th	295	293	588
	12th	302	317	619
	Total	1384	1281	2665

Contact Information

Name of LEAs Title IX Compliance Officer:	Russell Giordano, Chief Human Resources Officer		
Telephone Number:	610-861-0500	Extension:	60226
Email Address:	rgiordano@basdschools.org		
Name of Individual Completing This Form:	Fred Harris, Administrative Athletic Director and Frank Pearn, Business Manager		
Telephone Number:	610-861-0500 ext. 50950 or 60216	Extension:	60202
Email Address:	fharris@basdschools.org or fpearn@basdschools.org		

Interscholastic Team Sponsorship

Does This School Sponsor Any Interscholastic Athletic Teams? (Yes or No)	Yes
---	-----



If Your Answer To The Above Question Is No, **Stop!**
 If You Have Athletes Playing For Another School, Please Explain On Page 4.
 Otherwise, You Do Not Need To Complete The Remainder Of The Survey For This School.
[Please Submit Per The Instructions Provided.](#)

INTERSCHOLASTIC ATHLETIC OPPORTUNITIES DISCLOSURE FORM 20.1

2019 - 2020 School Year

School: Freedom HS - 4957

Page 2 - Section 1: Team Information

LEA: Bethlehem Area SD - 120481002

		TEAM MEMBERSHIP												COACHES & TRAINERS																
Sport	Boys/Girls	Level	Total Number of Participants <small>(As Of The Day Of The First Scheduled Team Competition)</small>			Season(s) Team Competes			Team History <small>(Format =YYYY, e.g. 1955)</small>				Total Number of Competitions Scheduled Per Season				Total Number of Competitions Played Per Season				NUMBER OF COACHES PER TEAM				PERCENTAGE OF TIME SPENT BY EACH ATHLETIC TRAINER WITH EACH TEAM					
			Boys	Girls	TOTAL	F	W	S	Year Established ¹	Year of Demotion	Year of Elimination	Year of Reinstatement	F	W	S	Total	F	W	S	Total	Head		Assistant		Trainer 1	Trainer 2	Trainer 3	Trainer 4		
																					Full Time	Part Time	Full Time	Part Time						
Swimming and Diving	Boys	7th Grade			0									0				0								0.00%	0.00%	0.00%	0.00%	
Tennis	Boys	7th Grade			0									0				0									0.00%	0.00%	0.00%	0.00%
Track & Field (Indoor)	Boys	7th Grade			0									0				0									0.00%	0.00%	0.00%	0.00%
Track & Field (Outdoor)	Boys	7th Grade			0									0				0									0.00%	0.00%	0.00%	0.00%
Volleyball	Boys	7th Grade			0									0				0									0.00%	0.00%	0.00%	0.00%
Water Polo	Boys	7th Grade			0									0				0									0.00%	0.00%	0.00%	0.00%
Wrestling	Boys	7th Grade			0									0				0									1.22%	0.00%	0.00%	0.00%
Basketball	Girls	Varsity		14	14		Yes		1967						22		22		22		22		1		1		0.00%	5.75%	0.00%	0.00%
Bowling	Girls	Varsity			0									0				0									0.00%	0.00%	0.00%	0.00%
Competitive Spirit	Girls	Varsity		18	18		Yes		2012						8		8		8		8		1		1		7.80%	0.00%	0.00%	0.00%
Cross Country	Girls	Varsity		15	15	Yes			1980					8		8		8		8		1		1		0.00%	3.30%	0.00%	0.00%	
Field Hockey	Girls	Varsity		22	22	Yes			1975					18		18		18		18		1		1		0.00%	3.30%	0.00%	0.00%	
Golf	Girls	Varsity		0	0	Yes			1967					10		10		10		10		1		1		0.00%	0.00%	0.00%	0.00%	
Gymnastics	Girls	Varsity			0									0				0									0.00%	0.00%	0.00%	0.00%
Lacrosse	Girls	Varsity		20	20		Yes		2014						16		16		16		16		1		1		0.00%	3.00%	0.00%	0.00%
Rifle	Girls	Varsity		5	5		Yes		1967						16		16		16		16		1		1		0.00%	0.00%	0.00%	0.00%
Soccer	Girls	Varsity		22	22	Yes			1989					18		18		18		18		1		1		0.00%	3.30%	0.00%	0.00%	
Softball, Fast Pitch	Girls	Varsity		18	18		Yes		1972						20		20		20		20		1		1		0.00%	5.50%	0.00%	0.00%
Swimming and Diving	Girls	Varsity		20	20	Yes	Yes		1968						11		11		11		11		1		1		0.00%	5.50%	0.00%	0.00%
Tennis	Girls	Varsity		28	28	Yes			1972					14		14		14		14		1		1		0.00%	3.30%	0.00%	0.00%	
Track & Field (Indoor)	Girls	Varsity			0									0				0									0.00%	0.00%	0.00%	0.00%
Track & Field (Outdoor)	Girls	Varsity		68	68		Yes		1978						8		8		8		8		1		2		0.00%	5.75%	0.00%	0.00%
Volleyball	Girls	Varsity		14	14	Yes			1974					18		18		18		18		1		1		4.13%	0.00%	0.00%	0.00%	
Water Polo	Girls	Varsity			0									0				0									0.00%	0.00%	0.00%	0.00%
Basketball	Girls	Jr Varsity		11	11		Yes		1967						20		20		20		20			1		0.00%	5.50%	0.00%	0.00%	
Bowling	Girls	Jr Varsity			0									0				0									0.00%	0.00%	0.00%	0.00%
Competitive Spirit	Girls	Jr Varsity		14	14	Yes	Yes		2012						0		0		0		0						7.80%	0.00%	0.00%	0.00%
Cross Country	Girls	Jr Varsity			0									0		0		0		0							0.00%	0.00%	0.00%	0.00%
Field Hockey	Girls	Jr Varsity		15	15	Yes			1975					18		18		18		18				1		0.00%	3.30%	0.00%	0.00%	
Golf	Girls	Jr Varsity			0									0		0		0		0							0.00%	0.00%	0.00%	0.00%
Gymnastics	Girls	Jr Varsity			0									0		0		0		0							0.00%	0.00%	0.00%	0.00%
Lacrosse	Girls	Jr Varsity		18	18		Yes		2014						16		16		16		16		1		1		0.00%	2.00%	0.00%	0.00%
Rifle	Girls	Jr Varsity			0									0		0		0		0							0.00%	0.00%	0.00%	0.00%
Soccer	Girls	Jr Varsity		17	17	Yes			1989					18		18		18		18				1		0.00%	3.30%	0.00%	0.00%	
Softball, Fast Pitch	Girls	Jr Varsity		15	15		Yes		1972						18		18		18		18		1		1		0.00%	5.50%	0.00%	0.00%
Swimming and Diving	Girls	Jr Varsity			0									0		0		0		0				1		0.00%	0.00%	0.00%	0.00%	
Tennis	Girls	Jr Varsity			0									0		0		0		0							0.00%	0.00%	0.00%	0.00%
Track & Field (Indoor)	Girls	Jr Varsity			0									0		0		0		0							0.00%	0.00%	0.00%	0.00%
Track & Field (Outdoor)	Girls	Jr Varsity			0									0		0		0		0							0.00%	5.50%	0.00%	0.00%
Volleyball	Girls	Jr Varsity		12	12	Yes			1974					18		18		18		18				1		4.13%	0.00%	0.00%	0.00%	
Water Polo	Girls	Jr Varsity			0									0		0		0		0							0.00%	0.00%	0.00%	0.00%
Basketball	Girls	Freshman		12	12		Yes		1967						20		20		20		20			1		0.00%	5.50%	0.00%	0.00%	

INTERSCHOLASTIC ATHLETIC OPPORTUNITIES DISCLOSURE FORM 20.1

2019 - 2020 School Year

School: Freedom HS - 4957

Page 2 - Section 1: Team Information

LEA: Bethlehem Area SD - 120481002

TEAM MEMBERSHIP																	COACHES & TRAINERS												
Sport	Boys/Girls	Level	Total Number of Participants <small>(As Of The Day Of The First Scheduled Team Competition)</small>			Season(s) Team Competes			Team History <small>(Format =YYYY, e.g. 1955)</small>				Total Number of Competitions Scheduled Per Season				Total Number of Competitions Played Per Season				NUMBER OF COACHES PER TEAM				PERCENTAGE OF TIME SPENT BY EACH ATHLETIC TRAINER WITH EACH TEAM				
			Boys	Girls	TOTAL	F	W	S	Year Established	Year of Demotion	Year of Elimination	Year of Reinstatement	F	W	S	Total	F	W	S	Total	Head		Assistant		Trainer 1	Trainer 2	Trainer 3	Trainer 4	
																					Full Time	Part Time	Full Time	Part Time					
Bowling	Girls	Freshman			0									0					0						0.00%	0.00%	0.00%	0.00%	
Competitive Spirit	Girls	Freshman			0									0					0							7.80%	0.00%	0.00%	0.00%
Cross Country	Girls	Freshman			0									0					0							0.00%	0.00%	0.00%	0.00%
Field Hockey	Girls	Freshman			0									0					0							0.00%	0.00%	0.00%	0.00%
Golf	Girls	Freshman			0									0					0							0.00%	0.00%	0.00%	0.00%
Gymnastics	Girls	Freshman			0									0					0							0.00%	0.00%	0.00%	0.00%
Lacrosse	Girls	Freshman			0									0					0							0.00%	0.00%	0.00%	0.00%
Rifle	Girls	Freshman			0									0					0							0.00%	0.00%	0.00%	0.00%
Soccer	Girls	Freshman			0									0					0							0.00%	0.00%	0.00%	0.00%
Softball, Fast Pitch	Girls	Freshman			0									0					0							0.00%	0.00%	0.00%	0.00%
Swimming and Diving	Girls	Freshman			0									0					0							0.00%	0.00%	0.00%	0.00%
Tennis	Girls	Freshman			0									0					0							0.00%	0.00%	0.00%	0.00%
Track & Field (Indoor)	Girls	Freshman			0									0					0							0.00%	0.00%	0.00%	0.00%
Track & Field (Outdoor)	Girls	Freshman			0									0					0							0.00%	0.00%	0.00%	0.00%
Volleyball	Girls	Freshman			0									0					0							0.00%	0.00%	0.00%	0.00%
Water Polo	Girls	Freshman			0									0					0							0.00%	0.00%	0.00%	0.00%
Basketball	Girls	8th Grade			0									0					0							0.00%	0.00%	0.00%	0.00%
Bowling	Girls	8th Grade			0									0					0							0.00%	0.00%	0.00%	0.00%
Competitive Spirit	Girls	8th Grade			0									0					0							0.00%	0.00%	0.00%	0.00%
Cross Country	Girls	8th Grade			0									0					0							0.00%	0.00%	0.00%	0.00%
Field Hockey	Girls	8th Grade			0									0					0							0.00%	0.00%	0.00%	0.00%
Golf	Girls	8th Grade			0									0					0							0.00%	0.00%	0.00%	0.00%
Gymnastics	Girls	8th Grade			0									0					0							0.00%	0.00%	0.00%	0.00%
Lacrosse	Girls	8th Grade			0									0					0							0.00%	0.00%	0.00%	0.00%
Rifle	Girls	8th Grade			0									0					0							0.00%	0.00%	0.00%	0.00%
Soccer	Girls	8th Grade			0									0					0							0.00%	0.00%	0.00%	0.00%
Softball, Fast Pitch	Girls	8th Grade			0									0					0							0.00%	0.00%	0.00%	0.00%
Swimming and Diving	Girls	8th Grade			0									0					0							0.00%	0.00%	0.00%	0.00%
Tennis	Girls	8th Grade			0									0					0							0.00%	0.00%	0.00%	0.00%
Track & Field (Indoor)	Girls	8th Grade			0									0					0							0.00%	0.00%	0.00%	0.00%

INTERSCHOLASTIC ATHLETIC OPPORTUNITIES DISCLOSURE FORM 20.1

2019 - 2020 School Year

School: Freedom HS - 4957

Page 2 - Section 1: Team Information

LEA: Bethlehem Area SD - 120481002

TEAM MEMBERSHIP																COACHES & TRAINERS													
Sport	Boys/Girls	Level	Total Number of Participants <small>(As Of The Day Of The First Scheduled Team Competition)</small>			Season(s) Team Competes			Team History <small>(Format =YYYY, e.g. 1955)</small>				Total Number of Competitions Scheduled Per Season				Total Number of Competitions Played Per Season				NUMBER OF COACHES PER TEAM				PERCENTAGE OF TIME SPENT BY EACH ATHLETIC TRAINER WITH EACH TEAM				
			Boys	Girls	TOTAL	F	W	S	Year Established ¹	Year of Demotion	Year of Elimination	Year of Reinstatement	F	W	S	Total	F	W	S	Total	Head		Assistant		Trainer 1	Trainer 2	Trainer 3	Trainer 4	
																					Full Time	Part Time	Full Time	Part Time					100.00%
Track & Field (Outdoor)	Girls	8th Grade			0									0					0						0.00%	0.00%	0.00%	0.00%	
Volleyball	Girls	8th Grade			0									0					0							0.00%	0.00%	0.00%	0.00%
Water Polo	Girls	8th Grade			0									0					0							0.00%	0.00%	0.00%	0.00%
Basketball	Girls	7th Grade			0									0					0							0.00%	0.00%	0.00%	0.00%
Bowling	Girls	7th Grade			0									0					0							0.00%	0.00%	0.00%	0.00%
Competitive Spirit	Girls	7th Grade			0									0					0							0.00%	0.00%	0.00%	0.00%
Cross Country	Girls	7th Grade			0									0					0							0.00%	0.00%	0.00%	0.00%
Field Hockey	Girls	7th Grade			0									0					0							0.00%	0.00%	0.00%	0.00%
Golf	Girls	7th Grade			0									0					0							0.00%	0.00%	0.00%	0.00%
Gymnastics	Girls	7th Grade			0									0					0							0.00%	0.00%	0.00%	0.00%
Lacrosse	Girls	7th Grade			0									0					0							0.00%	0.00%	0.00%	0.00%
Rifle	Girls	7th Grade			0									0					0							0.00%	0.00%	0.00%	0.00%
Soccer	Girls	7th Grade			0									0					0							0.00%	0.00%	0.00%	0.00%
Softball, Fast Pitch	Girls	7th Grade			0									0					0							0.00%	0.00%	0.00%	0.00%
Swimming and Diving	Girls	7th Grade			0									0					0							0.00%	0.00%	0.00%	0.00%
Tennis	Girls	7th Grade			0									0					0							0.00%	0.00%	0.00%	0.00%
Track & Field (Indoor)	Girls	7th Grade			0									0					0							0.00%	0.00%	0.00%	0.00%
Track & Field (Outdoor)	Girls	7th Grade			0									0					0							0.00%	0.00%	0.00%	0.00%
Volleyball	Girls	7th Grade			0									0					0							0.00%	0.00%	0.00%	0.00%
Water Polo	Girls	7th Grade			0									0					0							0.00%	0.00%	0.00%	0.00%

¹ For initial submission and for interscholastic athletic teams that were newly established.

INTERSCHOLASTIC ATHLETIC OPPORTUNITIES DISCLOSURE FORM 20.1

2019 - 2020 School Year

School: Freedom HS - 4957

Page 3 - Section 1: Financial Information

LEA: Bethlehem Area SD - 120481002

ATHLETIC EXPENDITURES

Team	Boys/Girls	Level	Total Annual School Team Expenditures	SCHOOL'S ANNUAL EXPENDITURES FOR EACH TEAM										NON-SCHOOL (BOOSTER CLUBS, ALUMNI & OTHER NON-SCHOOL) CONTRIBUTIONS & PURCHASES	
				Travel ¹	Uniforms ²	Supplies and Equipment ³	Facilities ⁴	Other	Coaching Staff Compensation per Sport per Season			Total Compensation For All Athletic Trainers Per Academic Year	List total value of contributions per team	List total value of purchases per team	
									Fall	Winter	Spring				
									Totals						
				\$70,600.54	\$17,793.57	\$140,578.31	\$124,875.50	\$111,122.64	\$161,069.96	\$133,350.40	\$119,856.53	\$20,000.00	\$14,671.00	\$0.00	
Baseball	Boys	Varsity	\$17,498.27	\$183.01	\$0.00	\$5,005.63	\$1,772.39	\$420.75			\$10,116.49		\$1,500.00	\$0.00	
Basketball	Boys	Varsity	\$25,109.43	\$1,848.75	\$0.00	\$1,800.57	\$3,131.06	\$7,279.81		\$11,049.24			\$0.00	\$0.00	
Bowling	Boys	Varsity	\$0.00										\$0.00	\$0.00	
Cross Country	Boys	Varsity	\$9,620.03	\$1,390.70	\$0.00	\$1,343.88	\$0.00	\$669.51	\$6,215.94				\$0.00	\$0.00	
Football	Boys	Varsity	\$151,993.75	\$6,132.80	\$11,453.33	\$16,947.55	\$49,084.71	\$23,617.53	\$44,757.83				\$0.00	\$0.00	
Golf	Boys	Varsity	\$10,219.17	\$500.00	\$0.00	\$2,577.42	\$0.00	\$253.94	\$6,887.81				\$0.00	\$0.00	
Lacrosse	Boys	Varsity	\$18,411.50	\$3,716.37	\$0.00	\$3,716.37	\$193.53	\$457.09			\$10,328.14		\$1,000.00	\$0.00	
Rifle	Boys	Varsity	\$10,157.59	\$2,441.39	\$0.00	\$2,375.05	\$0.00	\$364.53		\$4,976.62			\$0.00	\$0.00	
Soccer	Boys	Varsity	\$18,379.18	\$2,533.20	\$0.00	\$2,328.31	\$1,054.57	\$2,123.54	\$10,339.56				\$2,249.00	\$0.00	
Swimming and Diving	Boys	Varsity	\$16,521.64	\$1,166.43	\$0.00	\$4,792.94	\$2,662.49	\$1,696.83		\$6,202.95			\$858.00	\$0.00	
Tennis	Boys	Varsity	\$9,650.80	\$790.37	\$0.00	\$1,531.42	\$184.69	\$253.94			\$6,890.38		\$0.00	\$0.00	
Track & Field (Indoor)	Boys	Varsity	\$0.00										\$0.00	\$0.00	
Track & Field (Outdoor)	Boys	Varsity	\$25,757.35	\$654.64	\$0.00	\$8,603.13	\$354.95	\$1,272.97			\$14,871.66		\$1,368.00	\$0.00	
Volleyball	Boys	Varsity	\$8,520.43	\$0.00	\$0.00	\$1,749.08	\$3.57	\$270.87			\$6,496.91		\$0.00	\$0.00	
Water Polo	Boys	Varsity	\$0.00										\$0.00	\$0.00	
Wrestling	Boys	Varsity	\$22,812.69	\$2,188.34	\$0.00	\$2,215.98	\$3,130.22	\$3,404.05		\$11,874.10			\$800.00	\$0.00	
Baseball	Boys	Jr Varsity	\$15,748.43	\$164.71	\$0.00	\$4,505.06	\$1,595.15	\$378.67			\$9,104.84		\$0.00	\$0.00	
Basketball	Boys	Jr Varsity	\$20,087.54	\$1,479.00	\$0.00	\$1,440.46	\$2,504.84	\$5,823.85		\$8,839.39			\$0.00	\$0.00	
Bowling	Boys	Jr Varsity	\$0.00										\$0.00	\$0.00	
Cross Country	Boys	Jr Varsity	\$0.00										\$0.00	\$0.00	
Football	Boys	Jr Varsity	\$0.00										\$0.00	\$0.00	
Golf	Boys	Jr Varsity	\$0.00										\$0.00	\$0.00	
Lacrosse	Boys	Jr Varsity	\$8,163.96	\$0.00	\$0.00	\$2,064.65	\$107.52	\$253.94			\$5,737.85		\$0.00	\$0.00	
Rifle	Boys	Jr Varsity	\$0.00										\$0.00	\$0.00	
Soccer	Boys	Jr Varsity	\$20,313.83	\$2,799.86	\$0.00	\$2,573.39	\$1,165.57	\$2,347.07	\$11,427.94				\$0.00	\$0.00	
Swimming and Diving	Boys	Jr Varsity	\$0.00										\$0.00	\$0.00	
Tennis	Boys	Jr Varsity	\$0.00										\$0.00	\$0.00	
Track & Field (Indoor)	Boys	Jr Varsity	\$0.00										\$0.00	\$0.00	
Track & Field (Outdoor)	Boys	Jr Varsity	\$0.00										\$0.00	\$0.00	
Volleyball	Boys	Jr Varsity	\$6,390.32	\$0.00	\$0.00	\$1,311.81	\$2.68	\$203.15			\$4,872.68		\$0.00	\$0.00	
Water Polo	Boys	Jr Varsity	\$0.00										\$0.00	\$0.00	
Wrestling	Boys	Jr Varsity	\$13,688.58	\$1,313.01	\$0.00	\$1,329.59	\$1,879.09	\$2,042.43		\$7,124.46			\$0.00	\$0.00	
Baseball	Boys	Freshman	\$0.00										\$0.00	\$0.00	
Basketball	Boys	Freshman	\$21,761.49	\$1,602.25	\$0.00	\$1,560.49	\$2,713.58	\$6,309.17		\$9,576.00			\$0.00	\$0.00	
Bowling	Boys	Freshman	\$0.00										\$0.00	\$0.00	
Cross Country	Boys	Freshman	\$0.00										\$0.00	\$0.00	
Football	Boys	Freshman	\$84,139.41	\$3,394.94	\$6,340.24	\$9,381.68	\$27,171.90	\$13,073.99	\$24,776.66				\$0.00	\$0.00	
Golf	Boys	Freshman	\$0.00										\$0.00	\$0.00	
Lacrosse	Boys	Freshman	\$0.00										\$0.00	\$0.00	
Rifle	Boys	Freshman	\$0.00										\$0.00	\$0.00	
Soccer	Boys	Freshman	\$0.00										\$0.00	\$0.00	
Swimming and Diving	Boys	Freshman	\$0.00										\$0.00	\$0.00	
Tennis	Boys	Freshman	\$0.00										\$0.00	\$0.00	
Track & Field (Indoor)	Boys	Freshman	\$0.00										\$0.00	\$0.00	
Track & Field (Outdoor)	Boys	Freshman	\$0.00										\$0.00	\$0.00	
Volleyball	Boys	Freshman	\$0.00										\$0.00	\$0.00	
Water Polo	Boys	Freshman	\$0.00										\$0.00	\$0.00	

INTERSCHOLASTIC ATHLETIC OPPORTUNITIES DISCLOSURE FORM 20.1

2019 - 2020 School Year

School: Freedom HS - 4957

Page 3 - Section 1: Financial Information

LEA: Bethlehem Area SD - 120481002

ATHLETIC EXPENDITURES

Team	Boys/Girls	Level	Total Annual School Team Expenditures	SCHOOL'S ANNUAL EXPENDITURES FOR EACH TEAM								NON-SCHOOL (BOOSTER CLUBS, ALUMNI & OTHER NON-SCHOOL) CONTRIBUTIONS & PURCHASES		
				Travel ¹	Uniforms ²	Supplies and Equipment ³	Facilities ⁴	Other	Coaching Staff Compensation per Sport per Season			Total Compensation For All Athletic Trainers Per Academic Year	List total value of contributions per team	List total value of purchases per team
									Fall	Winter	Spring			
			Totals											
Wrestling	Boys	Freshman	\$33,460.21	\$70,600.54	\$17,793.57	\$140,578.31	\$124,875.50	\$111,122.64	\$161,069.96	\$133,350.40	\$119,856.53	\$20,000.00	\$14,671.00	\$0.00
Baseball	Boys	8th Grade	\$0.00	\$3,209.57	\$0.00	\$3,250.10	\$4,592.58	\$4,992.61		\$17,415.35			\$0.00	\$0.00
Basketball	Boys	8th Grade	\$0.00										\$0.00	\$0.00
Bowling	Boys	8th Grade	\$0.00										\$0.00	\$0.00
Cross Country	Boys	8th Grade	\$0.00										\$0.00	\$0.00
Football	Boys	8th Grade	\$0.00										\$0.00	\$0.00
Golf	Boys	8th Grade	\$0.00										\$0.00	\$0.00
Lacrosse	Boys	8th Grade	\$0.00										\$0.00	\$0.00
Rifle	Boys	8th Grade	\$0.00										\$0.00	\$0.00
Soccer	Boys	8th Grade	\$0.00										\$0.00	\$0.00
Swimming and Diving	Boys	8th Grade	\$0.00										\$0.00	\$0.00
Tennis	Boys	8th Grade	\$0.00										\$0.00	\$0.00
Track & Field (Indoor)	Boys	8th Grade	\$0.00										\$0.00	\$0.00
Track & Field (Outdoor)	Boys	8th Grade	\$0.00										\$0.00	\$0.00
Volleyball	Boys	8th Grade	\$0.00										\$0.00	\$0.00
Water Polo	Boys	8th Grade	\$0.00										\$0.00	\$0.00
Wrestling	Boys	8th Grade	\$0.00										\$0.00	\$0.00
Baseball	Boys	7th Grade	\$0.00										\$0.00	\$0.00
Basketball	Boys	7th Grade	\$0.00										\$0.00	\$0.00
Bowling	Boys	7th Grade	\$0.00										\$0.00	\$0.00
Cross Country	Boys	7th Grade	\$0.00										\$0.00	\$0.00
Football	Boys	7th Grade	\$0.00										\$0.00	\$0.00
Golf	Boys	7th Grade	\$0.00										\$0.00	\$0.00
Lacrosse	Boys	7th Grade	\$0.00										\$0.00	\$0.00
Rifle	Boys	7th Grade	\$0.00										\$0.00	\$0.00
Soccer	Boys	7th Grade	\$0.00										\$0.00	\$0.00
Swimming and Diving	Boys	7th Grade	\$0.00										\$0.00	\$0.00
Tennis	Boys	7th Grade	\$0.00										\$0.00	\$0.00
Track & Field (Indoor)	Boys	7th Grade	\$0.00										\$0.00	\$0.00
Track & Field (Outdoor)	Boys	7th Grade	\$0.00										\$0.00	\$0.00
Volleyball	Boys	7th Grade	\$0.00										\$0.00	\$0.00
Water Polo	Boys	7th Grade	\$0.00										\$0.00	\$0.00
Wrestling	Boys	7th Grade	\$0.00										\$0.00	\$0.00
Basketball	Girls	Varsity	\$23,618.08	\$3,502.70	\$0.00	\$1,378.38	\$2,922.49	\$4,735.96		\$11,078.55			\$0.00	\$0.00
Bowling	Girls	Varsity	\$0.00										\$0.00	\$0.00
Competitive Spirit	Girls	Varsity	\$14,326.85	\$3,163.32	\$0.00	\$4,494.19	\$0.00	\$304.73		\$6,364.61			\$650.00	\$0.00
Cross Country	Girls	Varsity	\$8,488.25	\$1,227.08	\$0.00	\$1,185.77	\$0.00	\$590.75	\$5,484.65				\$0.00	\$0.00
Field Hockey	Girls	Varsity	\$19,623.81	\$1,597.66	\$0.00	\$3,051.04	\$1,451.50	\$2,831.20	\$10,692.41				\$780.00	\$0.00
Golf	Girls	Varsity	\$0.00										\$0.00	\$0.00
Gymnastics	Girls	Varsity	\$0.00										\$0.00	\$0.00
Lacrosse	Girls	Varsity	\$11,149.35	\$0.00	\$0.00	\$2,212.89	\$142.85	\$338.59		\$8,455.02			\$1,320.00	\$0.00
Rifle	Girls	Varsity	\$3,906.75	\$938.99	\$0.00	\$913.48	\$0.00	\$140.20		\$1,914.08			\$0.00	\$0.00
Soccer	Girls	Varsity	\$18,306.63	\$3,275.52	\$0.00	\$2,296.54	\$1,200.35	\$2,232.46	\$9,301.76				\$1,160.00	\$0.00
Softball, Fast Pitch	Girls	Varsity	\$15,806.46	\$0.00	\$0.00	\$2,341.34	\$1,422.21	\$304.73			\$11,738.18		\$0.00	\$0.00
Swimming and Diving	Girls	Varsity	\$36,714.75	\$2,592.06	\$0.00	\$10,650.98	\$5,916.64	\$3,770.74		\$13,784.33			\$858.00	\$0.00
Tennis	Girls	Varsity	\$10,344.34	\$1,540.79	\$0.00	\$2,823.94	\$145.28	\$474.02	\$5,360.31				\$760.00	\$0.00
Track & Field (Indoor)	Girls	Varsity	\$0.00										\$0.00	\$0.00
Track & Field (Outdoor)	Girls	Varsity	\$23,993.15	\$609.81	\$0.00	\$8,013.88	\$330.63	\$1,185.78					\$1,368.00	\$0.00

INTERSCHOLASTIC ATHLETIC OPPORTUNITIES DISCLOSURE FORM 20.1

2019 - 2020 School Year

School: Freedom HS - 4957

Page 3 - Section 1: Financial Information

LEA: Bethlehem Area SD - 120481002

ATHLETIC EXPENDITURES

Team	Boys/Girls	Level	Total Annual School Team Expenditures	SCHOOL'S ANNUAL EXPENDITURES FOR EACH TEAM								NON-SCHOOL (BOOSTER CLUBS, ALUMNI & OTHER NON-SCHOOL) CONTRIBUTIONS & PURCHASES		
				Travel ¹	Uniforms ²	Supplies and Equipment ³	Facilities ⁴	Other	Coaching Staff Compensation per Sport per Season			Total Compensation For All Athletic Trainers Per Academic Year	List total value of contributions per team	List total value of purchases per team
									Fall	Winter	Spring			
			Totals	\$70,600.54	\$17,793.57	\$140,578.31	\$124,875.50	\$111,122.64	\$161,069.96	\$133,350.40	\$119,856.53	\$20,000.00	\$14,671.00	\$0.00
Volleyball	Girls	Varsity	\$12,862.38	\$1,512.04	\$0.00	\$2,828.96	\$3.62	\$2,407.79	\$6,109.97				\$0.00	\$0.00
Water Polo	Girls	Varsity	\$0.00										\$0.00	\$0.00
Basketball	Girls	Jr Varsity	\$18,556.94	\$2,752.12	\$0.00	\$1,083.01	\$2,296.13	\$3,721.11		\$8,704.57			\$0.00	\$0.00
Bowling	Girls	Jr Varsity	\$0.00										\$0.00	\$0.00
Competitive Spirit	Girls	Jr Varsity	\$11,143.10	\$2,460.36	\$0.00	\$3,495.48	\$0.00	\$237.01		\$4,950.25			\$0.00	\$0.00
Cross Country	Girls	Jr Varsity	\$0.00										\$0.00	\$0.00
Field Hockey	Girls	Jr Varsity	\$13,379.88	\$1,089.32	\$0.00	\$2,080.26	\$989.66	\$1,930.36	\$7,290.28				\$0.00	\$0.00
Golf	Girls	Jr Varsity	\$0.00										\$0.00	\$0.00
Gymnastics	Girls	Jr Varsity	\$0.00										\$0.00	\$0.00
Lacrosse	Girls	Jr Varsity	\$10,034.41	\$0.00	\$0.00	\$1,991.60	\$128.56	\$304.73			\$7,609.52		\$0.00	\$0.00
Rifle	Girls	Jr Varsity	\$0.00										\$0.00	\$0.00
Soccer	Girls	Jr Varsity	\$14,146.04	\$2,531.09	\$0.00	\$1,774.60	\$927.55	\$1,725.08	\$7,187.72				\$0.00	\$0.00
Softball, Fast Pitch	Girls	Jr Varsity	\$13,172.05	\$0.00	\$0.00	\$1,951.12	\$1,185.18	\$253.94			\$9,781.81		\$0.00	\$0.00
Swimming and Diving	Girls	Jr Varsity	\$0.00										\$0.00	\$0.00
Tennis	Girls	Jr Varsity	\$0.00										\$0.00	\$0.00
Track & Field (Indoor)	Girls	Jr Varsity	\$0.00										\$0.00	\$0.00
Track & Field (Outdoor)	Girls	Jr Varsity	\$0.00										\$0.00	\$0.00
Volleyball	Girls	Jr Varsity	\$11,024.89	\$1,296.03	\$0.00	\$2,424.82	\$3.10	\$2,063.82	\$5,237.12				\$0.00	\$0.00
Water Polo	Girls	Jr Varsity	\$0.00										\$0.00	\$0.00
Basketball	Girls	Freshman	\$20,243.74	\$3,002.31	\$0.00	\$1,181.47	\$2,504.66	\$4,059.40		\$9,495.90			\$0.00	\$0.00
Bowling	Girls	Freshman	\$0.00										\$0.00	\$0.00
Competitive Spirit	Girls	Freshman	\$0.00										\$0.00	\$0.00
Cross Country	Girls	Freshman	\$0.00										\$0.00	\$0.00
Field Hockey	Girls	Freshman	\$0.00										\$0.00	\$0.00
Golf	Girls	Freshman	\$0.00										\$0.00	\$0.00
Gymnastics	Girls	Freshman	\$0.00										\$0.00	\$0.00
Lacrosse	Girls	Freshman	\$0.00										\$0.00	\$0.00
Rifle	Girls	Freshman	\$0.00										\$0.00	\$0.00
Soccer	Girls	Freshman	\$0.00										\$0.00	\$0.00
Softball, Fast Pitch	Girls	Freshman	\$0.00										\$0.00	\$0.00
Swimming and Diving	Girls	Freshman	\$0.00										\$0.00	\$0.00
Tennis	Girls	Freshman	\$0.00										\$0.00	\$0.00
Track & Field (Indoor)	Girls	Freshman	\$0.00										\$0.00	\$0.00
Track & Field (Outdoor)	Girls	Freshman	\$0.00										\$0.00	\$0.00
Volleyball	Girls	Freshman	\$0.00										\$0.00	\$0.00
Water Polo	Girls	Freshman	\$0.00										\$0.00	\$0.00
Basketball	Girls	8th Grade	\$0.00										\$0.00	\$0.00
Bowling	Girls	8th Grade	\$0.00										\$0.00	\$0.00
Competitive Spirit	Girls	8th Grade	\$0.00										\$0.00	\$0.00
Cross Country	Girls	8th Grade	\$0.00										\$0.00	\$0.00
Field Hockey	Girls	8th Grade	\$0.00										\$0.00	\$0.00
Golf	Girls	8th Grade	\$0.00										\$0.00	\$0.00
Gymnastics	Girls	8th Grade	\$0.00										\$0.00	\$0.00
Lacrosse	Girls	8th Grade	\$0.00										\$0.00	\$0.00
Rifle	Girls	8th Grade	\$0.00										\$0.00	\$0.00
Soccer	Girls	8th Grade	\$0.00										\$0.00	\$0.00
Softball, Fast Pitch	Girls	8th Grade	\$0.00										\$0.00	\$0.00
Swimming and Diving	Girls	8th Grade	\$0.00										\$0.00	\$0.00

INTERSCHOLASTIC ATHLETIC OPPORTUNITIES DISCLOSURE FORM 20.1

2019 - 2020 School Year

School: Freedom HS - 4857

Page 3 - Section 1: Financial Information

LEA: Bethlehem Area SD - 120481002

ATHLETIC EXPENDITURES

Team	Boys/Girls	Level	Total Annual School Team Expenditures	SCHOOL'S ANNUAL EXPENDITURES FOR EACH TEAM							NON-SCHOOL (BOOSTER CLUBS, ALUMNI & OTHER NON-SCHOOL) CONTRIBUTIONS & PURCHASES				
				Travel ¹	Uniforms ²	Supplies and Equipment ³	Facilities ⁴	Other	Coaching Staff Compensation per Sport per Season			Total Compensation For All Athletic Trainers Per Academic Year	List total value of contributions per team	List total value of purchases per team	
									Fall	Winter	Spring				
			Totals	\$70,600.54	\$17,793.57	\$140,578.31	\$124,875.50	\$111,122.64	\$161,069.96	\$133,350.40	\$119,856.53	\$20,000.00	\$14,671.00	\$0.00	
Tennis	Girls	8th Grade	\$0.00											\$0.00	\$0.00
Track & Field (Indoor)	Girls	8th Grade	\$0.00											\$0.00	\$0.00
Track & Field (Outdoor)	Girls	8th Grade	\$0.00											\$0.00	\$0.00
Volleyball	Girls	8th Grade	\$0.00											\$0.00	\$0.00
Water Polo	Girls	8th Grade	\$0.00											\$0.00	\$0.00
Basketball	Girls	7th Grade	\$0.00											\$0.00	\$0.00
Bowling	Girls	7th Grade	\$0.00											\$0.00	\$0.00
Competitive Spirit	Girls	7th Grade	\$0.00											\$0.00	\$0.00
Cross Country	Girls	7th Grade	\$0.00											\$0.00	\$0.00
Field Hockey	Girls	7th Grade	\$0.00											\$0.00	\$0.00
Golf	Girls	7th Grade	\$0.00											\$0.00	\$0.00
Gymnastics	Girls	7th Grade	\$0.00											\$0.00	\$0.00
Lacrosse	Girls	7th Grade	\$0.00											\$0.00	\$0.00
Rifle	Girls	7th Grade	\$0.00											\$0.00	\$0.00
Soccer	Girls	7th Grade	\$0.00											\$0.00	\$0.00
Softball, Fast Pitch	Girls	7th Grade	\$0.00											\$0.00	\$0.00
Swimming and Diving	Girls	7th Grade	\$0.00											\$0.00	\$0.00
Tennis	Girls	7th Grade	\$0.00											\$0.00	\$0.00
Track & Field (Indoor)	Girls	7th Grade	\$0.00											\$0.00	\$0.00
Track & Field (Outdoor)	Girls	7th Grade	\$0.00											\$0.00	\$0.00
Volleyball	Girls	7th Grade	\$0.00											\$0.00	\$0.00
Water Polo	Girls	7th Grade	\$0.00											\$0.00	\$0.00

¹ Travel (transportation, housing furnished during travel & per diem dining allowances).

² Purchase and/or Replacement of Athletic Uniforms (clothing for practice & competition).

³ Purchase and/or Replacement of Equipment and Supplies.

⁴ Expenditures for Construction, Renovation, Maintenance, Rental, Expansion and Repair of Athletic Facilities.

Note: For a facility shared by multiple teams, calculate per team cost by dividing total facility expenditures by number of teams using facility or by using the percentage of time used by each team.

INTERSCHOLASTIC ATHLETIC OPPORTUNITIES DISCLOSURE FORM 20.1

2019 - 2020 School Year

School: Freedom HS - 4957

Page 4 - Section 1: Comments

LEA: Bethlehem Area SD - 120481002

Please Provide All Applicable Comments Below

For Best Results, Compose In A Word Processor, Copy And Paste To The Formula Bar Above, Then Press Enter.

Input Is Limited To 100 Characters

INTERSCHOLASTIC ATHLETIC OPPORTUNITIES DISCLOSURE FORM 20.1

2019 - 2020 School Year

School: Freedom HS - 4957

Page 5 - Section 1: Gender and Race/Ethnicity Information

LEA: Bethlehem Area SD - 120481002

Gender	School Totals								Athletic Program Totals							
	Race/Ethnicity Code								Race/Ethnicity Code							
	American Indian/Alaskan Native	Black/African American (Not Hispanic)	Hispanic (Any Race)	White/Caucasian (Not Hispanic)	Multi-Racial (Not Hispanic)	Asian (Not Hispanic)	Native Hawaiian or Other Pacific Islander (Not Hispanic)	Total	American Indian/Alaskan Native	Black/African American (Not Hispanic)	Hispanic (Any Race)	White/Caucasian (Not Hispanic)	Multi-Racial (Not Hispanic)	Asian (Not Hispanic)	Native Hawaiian or Other Pacific Islander (Not Hispanic)	Total
Male	*	97	363	454	22	44	*	984								0
Female	*	82	321	447	*	31	0	891								0
Total	*	179	684	901	*	75	*	1,875	0	0	0	0	0	0	0	0

Note: Some information has been redacted in order to protect individual identification

**Accuracy Certification Statement
Interscholastic Athletic Opportunities Disclosure Form**

School Year: 2019-2020
AUN: 120481002
LEA: Bethlehem Area SD

PA Department of Education
School Services Office
333 Market Street, 7th Floor
Harrisburg, PA 17126-0333
RA-AthleticOppReport@pa.gov

Due Date: November 15, 2020

Instructions to submit the signed Accuracy Certification Statement (ACS):

Create an electronic version of the signed ACS, preferably in Adobe PDF format, using file name:
ACS_120481002_Interscholastic_Opportunities_19-20_202008280704.pdf.

Forward the file, via email only, to RA-AthleticOppReport@pa.gov with the subject line the same as the file name
(ACS_120481002_Interscholastic_Opportunities_19-20_202008280704.pdf).

You will not receive a confirmation that your email message was received. You will not receive acknowledgement concerning the content of the message or the completeness of the ACS. PDE will notify you if your files are incomplete, unsigned, or incorrectly named and you will be asked to resubmit the ACS. Files sent to an incorrect email address will also be rejected.

Data Contact Person:

IT Contact Person:

Name: Sallie DeLong

Check to indicate Data Contact same as IT Contact
Name:

Email: sdelong@basdschools.org


Email:


Phone: 610.861.0500 x35998


Phone:

Fax: 610.974.8453

Fax:

 Initial to indicate that the 2019-2020 Athletic Survey has been completed for my LEA. Data is correct and true to the best of my knowledge and was prepared in accordance with the Pennsylvania Information Management System (PIMS).

 Initial to indicate that as the Chief Administrative Officer (e.g. Superintendent, AVTS/CTC Director, Charter School Director) I certify that my school district, AVTS/CTC, or Charter school has completed the survey for each of the eligible schools in my LEA.

Chief School Administrator's Signature: 	Date: 9/1/20
---	------------------------

Accuracy Certification Statement Interscholastic Athletic Opportunities Disclosure Form

School Year: 2019-2020
AUN: 120481002
LEA: Bethlehem Area SD

PA Department of Education
 School Services Office
 333 Market Street, 7th Floor
 Harrisburg, PA 17126-0333
 RA-AthleticOppReport@pa.gov

Due Date: November 15, 2020

LEA	AUN	School Number	School Name	PY Female Participants	CY Female Participants	PY Female Expenses	CY Female Expenses	PY Male Participants	CY Male Participants	PY Male Expenses	CY Male Expenses
Bethlehem Area SD	120481002	4956	East Hills MS	112	111	50,952.57	55,870.11	95	105	39,736.75	42,537.11
Bethlehem Area SD	120481002	3465	Liberty HS	377	370	653,391.06	304,735.33	528	518	1,042,699.35	559,717.89
Bethlehem Area SD	120481002	3463	Nitschmann MS	126	125	60,924.1	63,237.66	125	106	56,612.97	42,875.91
Bethlehem Area SD	120481002	4957	Freedom HS	385	378	344,186.43	310,841.85	471	463	715,496.32	568,405.6
Bethlehem Area SD	120481002	3464	Broughal MS	100	105	56,276.52	53,889.96	89	95	45,074.27	50,743.95
Bethlehem Area SD	120481002	3462	Northeast MS	104	99	50,174.9	49,096.63	110	107	51,752.31	44,991.37